



# HPCL BIOFUELS LTD



## 16<sup>TH</sup> ANNUAL REPORT

FY. 2024-25

(A WHOLLY OWNED SUBSIDIARY COMPANY OF  
HINDUSTAN PETROLEUM CORPORATION LIMITED)



## HPCL Biofuels Limited

(CIN: U24290BR2009GOI014927)

**Registered Office:** House No: 3J/352, Plot No: 973,  
Patliputra Colony, Patna - 800013, Bihar. Email: [info@hpclbiofuels.co.in](mailto:info@hpclbiofuels.co.in)  
Website – [www.hpclbiofuels.co.in](http://www.hpclbiofuels.co.in), phone – 0612-2260185

### Corporate Information

#### Board of Directors

Shri. S Bharathan  
Shri. C Sridhar Goud  
Shri. Neelesh Khulbe  
Shri. A Tirupati Naidu  
Ms. Sapana Srikanth

#### Chief Executive Officer & Manager

Shri. Sanjay Kumar Barman

#### Statutory Auditors

L .K. Kejriwal & CO.  
Chartered Accountants

#### Chief Finance Officer

Shri. Dinesh Kumar Yadav

#### Bankers

State Bank of India

#### Company Secretary

Ms. Heena Shah

### INDEX

Sr. no	Contents	Page no.
1	Notice of AGM	1 - 8
2	Directors' Report	9 - 25
3	Corporate Governance Report	26 – 30
4	C & AG Comment	31
5	Auditors' Report	32 - 49
6	Balance Sheet	50
7	Statement of Profit & Loss	51
8	Notes Forming part of Financials	52 - 95
9	Statement of Cash Flow	96



## HPCL Biofuels Limited

### HPCL Biofuels Limited

(CIN: U24290BR2009GOI014927)

**Registered Office:** House No.352, Road No.3J, New Patliputra Colony,

Patna - 800 013, Bihar. Email:info@hpclbiofuels.co.in

Website – www.hpclbiofuels.co.in, phone – 0612-2260185

### Notice of Annual General Meeting

Notice is hereby given that the SIXTEENTH ANNUAL GENERAL MEETING of the members of HPCL BIOFUELS LIMITED will be held through Video Conferencing (“VC”) on Wednesday, the 17<sup>th</sup> September 2025 at 5 p.m. to transact the following business:

### ORDINARY BUSINESS:

1. To receive, consider and adopt the Audited Financial Statements of the Company for the financial year ended on 31st March 2025, together with the Board's Report, the Report of Auditors' thereon, and Comments of the Comptroller & Auditor General of India, in terms of Section 143(6) of the Companies Act, 2013.

To consider and if thought fit to pass the following resolution as an Ordinary Resolution:

**“RESOLVED THAT** Audited Financial Statements of the Company for the financial year ended on 31<sup>st</sup> March 2025 together with the Board’s Report, the Report of Auditors’ thereon, and Comments of the Comptroller & Auditor General of India, in terms of Section 143(6) of the Companies Act, 2013 as circulated to the shareholders and laid before the meeting be and are hereby received, considered and adopted.”

2. To appoint a Director in place of Shri Neelesh Khulbe (DIN-10051311) who retires by rotation and being eligible offers himself for reappointment:

To consider and if thought fit to pass the following resolution as an Ordinary Resolution:

**“RESOLVED THAT** under the provisions of Section 152 of the Companies Act, 2013, ShriNeelesh Khulbe (DIN-10051311), who retires by rotation at this meeting and being eligible offers himself for re-appointment, be and is hereby re-appointed as a Director of the Company, liable to retire by rotation.”

3. To authorize the Board of Directors to fix the remuneration of Statutory Auditors for FY 2026-27.

To consider and if thought fit to pass the following resolution as an Ordinary Resolution:

**“RESOLVED THAT** the Board of Directors of the Company be and is hereby authorized to decide and fix the remuneration of the Statutory Auditors of the Company as appointed by the Comptroller and Auditors General of India for the financial year 2026-27 as may be deemed fit by the Board.”



## HPCL Biofuels Limited

### SPECIAL BUSINESS:

4. To ratify the remuneration payable to the Cost Auditor for the financial year ending on 31st March 2026:

To consider and if thought fit the following resolution as Ordinary Resolution:

**“RESOLVED THAT** pursuant to the provisions of Section 148(3) and other applicable provisions, if any, of the Companies Act, 2013, and the Rules made thereunder, the remuneration payable to M/s. V K J & Co., Cost Accountants (Firm Registration No. 002553), appointed by the Board of Directors as Cost Auditors to conduct the audit of the cost records of the Company for the financial year 2025-2026, amounting to Rs.30,000/- (Rupees Thirty Thousand only) excluding the payment of applicable tax and reimbursement of out-of-pocket expenses incurred in connection with the aforesaid audit, be and is hereby ratified.”

5. Appointment of Shri A Tirupati Naidu (DIN: 10827279), Nominee of M/s. Hindustan Petroleum Corporation Limited (HPCL) as a nominee Director on the Board of the Company:

To consider appointment of Shri A Tirupati Naidu (DIN: 10827279) as Director and if thought fit, to pass with or without modifications, the following resolution as ordinary resolution:

**“RESOLVED THAT** pursuant to Section 152, 161 and other applicable provisions (including any modification or re-enactment thereof for the time being in force), Rules made there under and Article of Association of the Company, Shri A Tirupati Naidu (DIN: 10827279), who was appointed as an Additional Director by the Board of Directors with effect from November 11, 2024 and who holds office up to the date of this Annual General Meeting or the last date on which the Annual General Meeting for the Financial Year 2024-25 should have been held, whichever is earlier, and the Company having received a notice in writing under Section 160 of the Companies Act, 2013 from a member, proposing his candidature for the office of Director, be and is hereby appointed as a Director of the Company, liable to retire by rotation.

**RESOLVED FURTHER THAT** any one Director or Company Secretary of the company be and is hereby authorised severally to do all acts including filing Forms to Registrar of Companies and to take all such steps as may be necessary, proper or expedient to give effect to the foregoing resolution.”

6. Appointment Ms. Sapana Srikanth (DIN: 10838292), nominee of M/s. HPCL as a nominee Director on the Board of the Company:

To consider appointment of Ms. Sapana Srikanth (DIN: 10838292) as Director and if thought fit, to pass with or without modifications, the following resolution as ordinary resolution:

**“RESOLVED THAT** pursuant to Section 152, 161 and other applicable provisions (including any modification or re-enactment thereof for the time being in force), Rules made there under



## HPCL Biofuels Limited

and Article of Association of the Company, Ms. Sapana Srikanth (DIN: 10838292), who was appointed as an Additional Director by the Board of Directors with effect from November 16, 2024 and who holds office up to the date of this Annual General Meeting or the last date on which the Annual General Meeting for the Financial Year 2024-25 should have been held, whichever is earlier, and the Company having received a notice in writing under Section 160 of the Companies Act, 2013 from a member, proposing his candidature for the office of Director, be and is hereby appointed as a Director of the Company, liable to retire by rotation.

**RESOLVED FURTHER THAT** any one Director or Company Secretary of the company be and is hereby authorised severally to do all acts including filing Forms to Registrar of Companies and to take all such steps as may be necessary, proper or expedient to give effect to the foregoing resolution."

By Order of the Board  
**For HPCL Biofuels Ltd.**

Heena Shah  
Company Secretary  
ACS - 13736

**Dated:10.09.2025**

**Registered Office:**

House No.352, Road No.3J,  
Plot No.973, Near Amber Apartment,  
New Patliputra Colony,  
Patna - 800 013, Bihar.

**Notes:—**

1. In view of the Ministry of Corporate Affairs ('MCA') circular 09/2024 dated September 19, 2024, companies whose AGMs are due in the years **2024 or 2025** are allowed to hold their AGMs through Video Conferencing (VC) or Other Audio Visual Means (OAVM) **on or before 30th September, 2025**, without the physical presence of the members at a common venue. In compliance with the provisions of the Companies Act, 2013 (the 'Act'), and MCA Circulars, the AGM of the Company is being conducted through VC/OAVM hereinafter called as 'AGM'.
2. The deemed venue for the AGM shall be the Registered Office of the Company House No.352, Road No.3J, Plot No.973, Near Amber Apartment, New Patliputra Colony, Patna - 800 013, Bihar. Since the meeting will be conducted through VC/OAVM facility, the route map is not annexed to this Notice.



## HPCL Biofuels Limited

3. Pursuant to the provisions of the Act, a member entitled to attend and vote at the AGM is entitled to appoint a proxy to attend and vote on his/her behalf and the proxy need not be a member of the Company. Since this AGM is being held pursuant to the MCA Circulars through VC/OAVM facility, physical attendance of members has been dispensed with. Accordingly, the facility for appointment of proxies by the members will not be available for the AGM and hence the Proxy Form and Attendance Slip are not annexed to this Notice.
4. Corporate shareholders are required to send a scanned copy (pdf/jpg format) of its board resolution/authorization, etc. authorizing their representative to attend the AGM on its behalf and to vote through remote e-voting. The said resolution/authorization shall be sent to the Company Secretary's e-mail: [heenas@hpcl.in](mailto:heenas@hpcl.in).
5. The Company has been maintaining, inter alia, the following statutory registers -
  - i) Register of contracts or arrangements in which directors are interested under section 189 of the Act.
  - ii) Register of Directors and Key Managerial Personnel and their shareholding under section 170 of the Act.

Following the MCA Circulars, the said registers will be made accessible for inspection through Electronic mode and shall remain open and be accessible to any member during the continuance of the meeting.

6. The Members are requested to follow the below instructions:-

### **a) Participation:**

i. Pursuant to the aforementioned general circular, the physical presence of the Members has been dispensed with, and therefore the appointment of Proxy(ies) is not permitted. However, in pursuance of sections 112 and 113 of the Companies Act, 2013, representatives of the members may be appointed to vote through remote e-voting or for participation and voting in the meeting. The Corporate Shareholders proposing to participate at the meeting through their representative, forward the necessary authorization under Section 113 of the Act for such representation to the Company through e-mail to [heenas@hpcl.in](mailto:heenas@hpcl.in) before the commencement of the meeting.

ii. The Members are requested to use the following link/Dial-in details to join the meeting:

iii. For ease of participation of the Members, during the meeting, members may post questions through typing in the "comment box" in the above link/Dial-in. The Members may also, before the meeting, submit the questions through e-mail to [heenas@hpcl.in](mailto:heenas@hpcl.in).

iv. On the date of the meeting, the Members, Directors, Key Managerial Personnel, and all other persons authorized to attend the meeting, may join, using above the Dial-in details from 4.30 P.M. to 5.00 P. M. and post that no person shall be able to join the meeting.

v. In case any member requires assistance for using the aforementioned Link/Dial-in before or during the meeting, you may call Helpline No. 9769694933.



## HPCL Biofuels Limited

vi. To ensure smooth participation, the Members, Directors, Key Managerial Personnel, and all other persons authorized to attend the meeting are requested to ensure that the device used for attending the meeting through video conferencing has a strong internet signal/ network.

### b) Voting:

- i. In terms of the provisions of the Companies Act, 2013, every resolution at the General Meeting of the Company shall be decided on a **show of hands** unless a **poll is (before or on the declaration of the result of the show of hands) demanded:**
  - a. by the Chairman of the meeting of his own motion, or
  - b. by at least five members having the right to vote on the resolution and present in person, or
  - c. by any member or members present in person and holding not less than one-tenth of the total voting power, or
  - d. by any member or members holding shares on which an aggregate sum of not less than one-tenth of the total sum paid-up has been paid.
- ii. In the case of voting by **show of hands**, every member present in person shall have **one vote only**. In case a **poll is demanded and taken**, the voting rights of members shall be in proportion to their share in the paid-up equity share capital of the Company.

### c) Other instructions/ information:

- i. Members are requested to address all communications through their registered e-mail id only.
  - ii. Notice for the meeting are also available on the website of the Company.
  - iii. The meeting is proposed to be held at a shorter notice and therefore as per the provisions of Section 101 of the Companies Act, 2013 and rules made thereunder, it requires the consent for shorter notice from majority in number of members entitled to vote and who represent not less than ninety-five percent of such part of the paid-up share capital of the Company.
  - iv. In case of any doubts or clarification, the members are requested to contact Company Secretary through e-mail: [heenas@hpcl.in](mailto:heenas@hpcl.in).
  - v. The documents related to matters set out in the notice can be requested via email by writing to the Company Secretary at [heenas@hpcl.in](mailto:heenas@hpcl.in) on all working days up to and including the date of this Annual General Meeting of the Company.
7. The relevant Statement made pursuant to Section 102 (1) of the Companies Act, 2013 in respect of Special Business to be transacted at the Annual General Meeting, set out in the Notice, is annexed hereto and forms part of the Notice.
8. Members are requested to promptly notify any change in their postal address/ E-mail address to the Registered Office of the Company.



## HPCL Biofuels Limited

9. At the ensuing Annual General Meeting, Shri Neelesh Khulbe (DIN: 10051311) Director, retire by rotation and being eligible, offer himself for re-appointment.

### **EXPLANATORY STATEMENT PURSUANT TO SECTION 102 OF THE COMPANIES ACT, 2013, in respect of item Nos. 4 & 6 of the NOTICE.**

#### **Item No. 4**

The Board has approved the appointment and remuneration of the Cost Auditors to conduct the audit of the cost records of the company for the financial year 2025-26, for a remuneration of Rs. 30,000/- (Rupees Thirty Thousand only).

In accordance with provisions of section 148 of the Companies Act, read with the Companies (Audit and Auditors) Rules, 2014, the remuneration payable to Cost Auditors has to be approved by the shareholders of the company.

Accordingly, the consent of the member is sought for passing the ordinary resolution as set out at item no. 4 of the notice for approval of the remuneration payable to cost auditors for the financial year 2025- 2026.

None of the Directors/KMP of the Company/ their relatives are, in any way, concerned or interested, financially or otherwise, in the resolution set out in item no. 4 of the Notice.

The Board commends the ordinary resolution set out in item no. 4 of the notice for approval of shareholders.

#### **Item No. 5**

Shri A Tirupati Naidu was appointed as an Additional Director w.e.f. 11th November 2024 in accordance with the provisions of Section 161 of the Companies Act, 2013. Pursuant to Section 161 of the Companies Act, 2013 the above Director holds office up to the date of the ensuing Annual General Meeting. In this regard, the Company has received a request in writing from a member of the company, proposing Shri A Tirupati Naidu's candidature for Directorship in accordance with the provisions of Section 160 and all other applicable provisions of the Companies Act, 2013. The Board feels that the presence of Shri A Tirupati Naidu on the Board is desirable and would be beneficial to the Company and has recommended the appointment of Shri A Tirupati Naidu as a Director of the Company.

None of the Directors/KMP of the Company/ their relatives are, in any way, concerned or interested, financially or otherwise, in the resolution set out at item no.5 of the Notice.

The Board commends the ordinary resolution set out in item no.5 of the notice for approval of the shareholders.

None of the Directors/KMPs of the Company are concerned or interested in the resolution.



## HPCL Biofuels Limited

### Item No. 6

Ms. Sapana Srikanth was appointed as an Additional Director w.e.f. 11th November 2024 in accordance with the provisions of Section 161 of the Companies Act, 2013. Pursuant to Section 161 of the Companies Act, 2013 the above Director holds office up to the date of the ensuing Annual General Meeting. In this regard, the Company has received a request in writing from a member of the company, proposing Ms. Sapana Srikanth's candidature for Directorship in accordance with the provisions of Section 160 and all other applicable provisions of the Companies Act, 2013. The Board feels that the presence of Ms. Sapana Srikanth on the Board is desirable and would be beneficial to the Company and has recommended the appointment of Ms. Sapana Srikanth as a Director of the Company.

None of the Directors/KMP of the Company/ their relatives are, in any way, concerned or interested, financially or otherwise, in the resolution set out at item no.6 of the Notice.

The Board commends the ordinary resolution set out in item no.6 of the notice for approval of the shareholders.

**Annexure** – Details of Director seeking appointment/re-appointment at the Annual General Meeting Pursuant to the Secretarial Standard on General Meeting issued by the institute of Company Secretaries of India: -

Name of the Proposed Director	Shri A Tirupati Naidu	Ms. Sapana Srikanth
Age	54 years	54 years
Qualifications	M.Tech in Chemical Engineering	Mechanical Engineer from NIT Bhopal (MACT, REC Bhopal)
Experience (including expertise in specific functional area) and Brief Resume	<p>Has experience of around three decades in HPCL Refineries and Corporate at HPCL.</p> <p>He has worked in Refinery Technical Services for more than 25 years. He has involved in Process Units performance monitoring, troubleshooting, process design and analysis, identification and implementation of various improvement initiatives in the units including Digital initiatives, etc.</p>	<p>She is presently serving as Chief General Manager -Capability Building at HPCL, where she leads organization-wide capability and leadership development initiatives.</p> <p>Has over 30 years of diverse experience in the Oil &amp; Gas sector, covering liquid fuels, natural gas, lubricants, and human resource development. During her career, she has held several key leadership positions, including Regional Head – Direct Sales in Kolkata and Mumbai, DGM – Consumer Lubes (All India), and GM – Natural Gas.</p>
Terms and Conditions of appointment / Re-appointment	Pursuant to the provisions of the Companies Act, 2013 and Articles of association of the Company, Shri A Tirupati Naidu(DIN-10827279) a nominee	Pursuant to the provisions of the Companies Act, 2013 and Articles of association of the Company, Ms. Sapana Srikanth(DIN-10838292) a nominee of



## HPCL Biofuels Limited

	of Hindustan Petroleum Corporation Limited(HPCL) is appointed as Nominee Director(Non-Executive Director) of the Company.	Hindustan Petroleum Corporation Limited(HPCL) is appointed as Nominee Director(Non-Executive Director) of the Company.
Remuneration last drawn (including sitting fees, if any)	NIL	NIL
Date of First appointment on the Board	11 <sup>th</sup> November 2024	16 <sup>th</sup> November 2024
Shareholding in the Company	Nil	Nil
Relationship with other Directors/ Key Management Personnel	Nil	Nil
Number of Meetings of the Board attended during the Financial Year (2024-25)	Five	Five
Directorship of other Boards	Nil	Nil
Membership/ Chairman of Committees of other Boards	Nil	Nil

By Order of the Board of Directors,  
**For HPCL Biofuels Ltd.**

Heena Shah  
Company Secretary  
ACS- 13736

Date:10.09.2025  
Registered Office:  
House No.352, Road No.3J,  
Plot No.973, Near Amber Apartment,  
New Patliputra Colony,  
Patna - 800 013, Bihar.



## HPCL Biofuels Limited

### DIRECTORS' REPORT

Dear Shareholders,

On behalf of the Board of Directors of your Company, I am privileged to present to you the 16th Annual Report, detailing the Company's performance for the financial year ended March 31, 2025. This report includes the Audited Financial Statements, the Auditor's Report, and the comments from the Comptroller and Auditor General of India.

### PHYSICAL PERFORMANCE

Below are the key highlights of the physical performance of the plants during the financial year 2024-25:

2023-24	Particulars	UoM	Sugauli	Lauriya	FY 2024-25
132	No of days operated	Days	123	104	114
822400	Quantity of cane crushed	MT	391871	343373	735245
75785	Sugar produced	MT	33465	32005	65470
9.22	Sugar Recovery	%	8.54	9.32	8.90
16471	Ethanol produced	KL	6114	5039	11153
43647	Power generated	MW hr	26390	30093	56483
3045	Power exported (net)	MW hr	11031	16127	27158

### FINANCIAL PERFORMANCE

Particulars	For the year ended	For the year
	31/03/2025	ended 31/03/2024
	(Rs.in Lakhs)	(Rs.in Lakhs)
Income from Operations	43691.18	38607.10
Other Income	565.30	390.18
Total Income	44256.48	38997.28
Total Expenses	43774.37	36104.12
PBDIT	-482.11	2893.16
Less-Depreciation	2866.75	2850.67
Less-Interest	956.27	842.63
Provision/(Reversal) for Inventory variations	0	0
Profit / (Loss) for the year before Tax and Other comprehensive Income	-3340.91	-800.14
Other Comprehensive Income	-41.74	-51.47
Provision/(Reversal) for Taxes		
Profit / (Loss) for the year after Tax carried forward to Balance Sheet	-3382.65	-851.61



## HPCL Biofuels Limited

### CHANGE IN THE NATURE OF BUSINESS

There has been no change in the nature of business of the Company for the year under review.

### DIVIDENDS & RESERVES

Your company has commissioned it's both the plants during the season of financial year 2011-12 and is yet to achieve profitability, your Directors do not propose to declare any dividend for the financial year ended 31<sup>st</sup> March 2025 and has not proposed to transfer any amount to reserves.

### RIGHTS ISSUE OF SHARES

Your Company by way of Rights issue of Shares, issued 7,44,09,140 equity shares to HPCL and proceeded of the issue was utilized mainly towards in completion of Central Pollution Control Board specified projects (Rs 11.61 cr) and for multi-feed distillery projects (Rs 62.80 cr).

### PERFORMANCE OF THE PLANTS

- Sugar Plant

During season 2024-25, the performance of both the units was fair. Lauriya achieved Cane crushing of 34.33 lakh quintals while Sugauli unit crushed 39.19 lakh quintals which is lower in comparison to the last season due to season being short as mills starting to close their operation by Feb'25 end.

The sugar recovery was 9.32% and 8.54% for Lauriya & Sugauli respectively. The average recovery during the season was standalone on sugar was 8.90%. The combined total sugar production was 65470 MT during the season.

- Ethanol Plant

HBL distilleries have performed fair in terms of Ethanol Production. Lauriya achieved Ethanol Production of 5039 KL while Sugauli unit 6114 KL. The total production for season 2024-25 was 11153 KL. Lauriya faced issues with its fermenter which affected the overall production of ethanol. HBL rectified the problem in time which helped in resuming the production.

- Co-gen Plant

Cogen at Sugauli encountered some issues this season with low power generation. Team at unit and HQO worked in tandem to get the material for repair and resumed power export. The generation at Lauriya was 30093 MWH and at Sugauli 26390 MWH.

The total Power Generation was 56483 MWH, and Net power export **27158** MWH during the FY 2024-25.

### CANE MANAGEMENT

This constitutes a major factor in the percentage of sugar recovery, which is critical for the plants physical performance, and a critical factor in deciding the financial performance of the company. Total yield in the command area of both the plants were 7.35 Lakh MT. In addition to the major activities undertaken for fertilizer & pesticides distribution, many new steps were implemented which included extensive spray of Foliar, extensive usages of Tricoderma and above all effective Ratoon



## HPCL Biofuels Limited

Management. Promotion of cultivation of new premium high yield varieties CO-0118, CO-15023, COLK-14201, CoS-13235 gave an impetus to cane yield.

Timely cane payment to all the farmers were done which helped in building confidence among the farmers leading to increase loyalty and less diversion of cane. All efforts were made for educating farmers for adopting modern methods of cane cultivation and plantations of premium variety of cane. HBL had crushed 89% of premium variety a substantial increase of 8% in comparison to last crushing season. In addition to the Kisan Sanghosti at Zone level, 3000 Grower;s were connected through various meeting at village level was organized for imparting training to farmers on all issues pertaining to Cane management. Special attention was given to implementation of state Govt. driven scheme namely Mukhya Mantri Gramin Ganna Vikash Yojana for Cane development including seed distribution of paddy with prime purpose of Farmers welfare.

### **RENEWABLE ENERGY BENEFITS**

Your company is registered with the competent authority for the issue of Renewable Energy Certificates (REC) in respect of the captive consumption of power generated by its co-gen plant operating on Bagasse / Biomass. Crrently HBL has around 16984 no's REC which will be traded only after the removal of trade restriction imposed by CERC for trading REC's issued after December 2022.

Total 8921 RECs have been sold resulting in realization worth Rs. 12.49 Lakhs.

### **SAFETY, HEALTH AND ENVIRONMENT**

Your Company is focused on the Health, Safety and Environment management, which is an integral part of all activities carried out at both the Plants. It is a proud moment to note that your Company had accident-free operations during the period under review. The Condensing Polishing Unit (CPU) for both the plants each of 1600 cum per day have been commissioned to treat condensate of Sugar Boiling House.

Safety Audit is being done regularly by the safety officers of both the Plants and we have undertaken tree plantation in and around the plant premises which are also one of the requirements of BSPCB / CPCB.

Your company believes that employees are its biggest assets and hence it takes care to ensure the health & well-being of all employees. Visit of Qualified Doctors on regular basis has been enforced for preventive health check up & emergency for workmen at both plants.

### **MARKETING ACTIVITIES**

- **SUGAR**

Your company sells sugar only through the online trading platform of NCDEX and it has been able to induct many traders from the neighboring states as well. The realization is quite well and there are no outstanding or bad debts. Despite the monthly domestic sale cap, fluctuations in market condition, the average realization for the FY stands at Rs. 38988 /MT which is 1276/ MT more in comparison to last year which is contributing to 3% more than the previous year 23-24. Brown sugar quantity 528.5 MT has also been sold realizing Rs 1.63 Crores. Entire lot of old sugar from season 2023-24 has been sold.

Total realization from sugar sales was 308 Crores which includes domestic sales only,



## HPCL Biofuels Limited

We have enrolled 11 new traders to have a good penetration in Sugar sale market. The customer satisfaction is corroborated as no complaints were received from any customer.

Your company has crossed its highest ever sugar sales by selling 79036.50 MT of sugar for FY 2024-25. HBL for the first time realized sugar rate of Rs. 41800 /MT in March'2025 which is highest ever for any given month.

Your company has for the first time achieved 100% domestic sugar quota realization i.e. NIL default in selling and lifting the monthly quota allocated from DFPD, GoI.

Sugar sales have increased by 16% over the last year.

Your company has taken adequate measures to avoid the sugar getting moist by way of improvement in stacking procedures.

Your company has upgraded the quality of the sugar produced which has resulted in a better realization than the surrounding sugar mills.

### ETHANOL

HPCL had placed orders for uplifting all the ethanol in stock produced in the year 2024-25. Your Company acknowledges with gratitude the help extended by HPCL by way of advance against the supplies. Your Company has produced around total 11153 KL of Ethanol from both the plants. Your company has supplied 16749 KL Ethanol in FY 24-25.

Your company has added one new depots of HPCL namely Guwahati Depot in the month of February & March 2025 for supplying of ethanol and 1000 KL was supplied. Your company currently supplies Ethanol to Bihar, Jharkhand and Chhattisgarh.

### POWER

Your company's total revenue realization from power export was Rs. 19.72 Crores for FY 2024-25. This is the Highest ever realization under Cogen power sales for HBL and ₹2.77 crores is received against rate differential on account of revision in variable charges pertaining to Net power sold during FY 2020-21 to 2023-24 .

Your company for the first time has sold surplus Cogen power under bilateral mode. The revenue realization under this mode was Rs.14.5 Crores. Rs. 5 Crores was realized from power sales on IEX and Rs. 2.5 Crores was Power arreaes.

Your company has entered into an agreement with Energy Edge Power Trading Pvt Ltd. for facilitating power sales.

### FUTURE OUTLOOK

The Indian Sugar and Bio-Energy Manufacturers Association (ISMA), the apex body in the sugar and bio-energy industry in the country, affirmed the stable and sufficient availability of sugar across the country for the ongoing 2024-25 Sugar Season (SS), dispelling any concerns about potential shortages and supply constraints.

With a projected closing stock of 54 lac tons by September 30, 2025, ISMA projects that India's sugar reserves will remain more than adequate to meet domestic demand, according to the release.

Stable sugar availability despite revised estimates



## HPCL Biofuels Limited

As of March 15, 2025, India has produced approximately 238 lac tons of sugar, with around 200 sugar mills (38% of total mills) still operational. In Uttar Pradesh, nearly 75% of factories are running, with improved cane recovery expected to extend the crushing season until April 2025. Meanwhile, although Maharashtra and Karnataka experienced lower cane yields, operations in selected Karnataka mills are likely to resume during a special season in June/July 2025. Mills in Tamil Nadu are also set to operate during this period, contributing to sugar production.

Following a thorough review by ISMA's Executive Committee on March 2025, the net sugar production estimate, after diverting 35 lac tons for ethanol production, was revised to 264 lac tons. Despite reduced output in some regions, the association assures that sugar availability will comfortably meet domestic demand.

### *Projected Sugar Balance for 2024-25 season (in Lac tons):*

Particulars	2024-25 (E)
Opening Stock (1st Oct 2024)	80
Net Sugar Production (after ethanol diversion)	264
<b>Total Availability</b>	<b>344</b>
Internal Consumption	280
Exports	10
<b>Closing Stock (30th Sept 2025)</b>	<b>54</b>

FRP and retail price trends reflect sustainable market conditions

Despite the 11.5% increase in Fair and Remunerative Price (FRP) over the past two years—from ₹305 per quintal in 2022-23 to ₹340 per quintal in 2024-25 retail sugar prices have shown only a modest 5% rise during the same period. In contrast, essential commodities such as rice, wheat, pulses, and edible oils have experienced higher price growth of 7-42%.

This controlled price movement reflects the sugar industry's resilience and capacity to maintain consumer affordability, despite rising input costs.

Positive outlook for 2025-26 sugar season

ISMA remains optimistic about the upcoming 2025-26 season, backed by favourable weather conditions and improved planting. The 2024 monsoon has enhanced cane planting, particularly in Maharashtra and Karnataka, setting the stage for an on-time start of the crushing season in October 2025.

In Uttar Pradesh and other northern states, efforts to replace cane varieties are already showing promising results. This is expected to boost yields and recovery rates, contributing to robust sugar production next season.

The Indian government's recent decision, announced on January 20, 2025, to allow the export of 10 lac tons of sugar for the current season has significantly benefitted the industry, ISMA confirms. This



## HPCL Biofuels Limited

policy has helped balance domestic sugar stocks while providing financial stability to millers. The timely exports have allowed mills to make prompt cane payments, benefiting 5.5 crore farmers and their families.

As of mid-March 2025, nearly 80% of cane payments for the current season have been cleared, a substantial improvement over the 69% clearance by mid-January 2024. Additionally, 99.9% of cane payments for the 2023-24 season have been completed, ensuring better financial stability for farmers. The export allowance has also provided a financial buffer for the industry, which has been crucial for stabilising domestic prices and controlling inflation while enabling mills to manage operational expenses more efficiently. Furthermore, sugar exports are also expected to contribute approximately ₹4,500 crore to India's foreign exchange reserves, strengthening the nation's economy and improving the trade balance.

The apex body also warned against misinformation and rumours spread by some section of the trade that aim to create unrest in the market.

In a release sugar body stated that unlike other sources that rely on word of mouth and release estimates sporadically to attract attention, ISMA bases its dependable forecasts on thorough research and data analysis, following a well-defined release schedule that ensures clarity and trustworthiness.

*Source : Chinimandi*

### **ANNUAL RETURN**

In accordance with Section 134(3) (a) of the Companies Act, 2013, the annual return in the prescribed format will be appended at the Company website under financial tab at [www.hpcl.biofuels.co.in](http://www.hpcl.biofuels.co.in). on uploading of the same on MCA.

### **PERFORMANCE MOU**

Your Company has been signing a Memorandum of Understanding (MOU) with its holding company Hindustan Petroleum Corporation Limited (HPCL) as per the target set under the guidance of the holding Copmany HPCL and the MOU has been signed by the Company with HPCL. The Company has achieved 'Excellent' rating under the MOU for FY 24-25.

### **PARTICULARS OF BORROWINGS**

Your company has been servicing all its borrowings on time. At the end of FY 2024-25 Rs.121.97 crore funds utilized by us from Cash Credit Bank Account is only borrowings outstanding for the year.

### **RELATED PARTY TRANSACTIONS**

All transactions entered with related parties for the year under review were on arm's length basis and in the ordinary course of business. The same is disclosed in Form No. AOC-2 **Annexure to the report**

### **NET WORTH**

As on 31.03.2025, the net worth of the Company was Rs 45576.60 Lakhs as against net worth of Rs 41518.34 Lakhs as on 31.03.2024, after Equity Infusion of Rs 7440.91 Lakhs by Holding Company HPCL.



## HPCL Biofuels Limited

### AUDITOR'S COMMENT

#### STATUTORY AUDIT -

There is no qualification, reservation or adverse remark made by the Statutory Auditors in their report on the financials for the financial year 2024-25.

#### SECRETARIAL AUDIT –

Pursuant to the provisions of Section 204 of the Companies Act 2013 and rules made thereunder; the Company had appointed RJSY & Associates, Company Secretaries to undertake the Secretarial Audit of the Company for the financial year ended March 31, 2025. Secretarial Audit for the FY 24-25 has been carried and there is no qualification, reservation or adverse remark made by the Auditors in their report, copy of the report is attached as annexure to this report.

#### SUPPLEMENTARY AUDIT/ COMMENT BY C&AG-

The Comptroller and Auditor General of India (C&AG) conducted an audit of the financial statements of the Company for the financial year 2024-25 under Section 143(6) of the Companies Act, 2013. The C&AG has conveyed "**Nil Comments**" on the audit of the financial statements 2024-25.

#### CREDIT RATING

The Company's credit rating for FY 2024-25 has remained consistent with the previous year, maintaining an **IND A** rating with a stable outlook from **M/s India Ratings & Research (A Fitch Group Company)**. This reflects the rating agency's confidence in the resilience of your Company

#### INSURANCE

Insurance for Plant & Machinery has been obtained from Oriental Insurance Company for the period 20th January 2025 to 19th January 2026.

#### MICRO, SMALL & MEDIUM ENTERPRISES (MSME)

Your Company has complied with applicable guidelines under MSME as regards to procurement for the financial year 2024-25.

#### CORPORATE GOVERNANCE

Separate report on corporate governance is attached to the apart.

#### COMPOSITION OF BOARD OF DIRECTORS

The Board of HPCL Biofuels Limited presently consists of Five Directors as under:

1. Shri. S Bharathan – Chairman
2. Ms. Sujata S Londhe – Director (Up to 14.11.2024)
3. Shri. C Sridhar Goad – Director
4. Shri. Shuvendu Gupta- Director (up to 01.11.2024)
5. Shri. Neelesh Khulbe – Director
6. Shri. A Tirupati Naidu – Additional Director (effective 05.11.2024)
7. Ms. Sapana Srijanth - Additional Director (effective 15.11.2024)



## **HPCL Biofuels Limited**

All Directors on the Board of the Company are non-executive Directors and are nominees of the holding Company HPCL.

### **CHIEF EXECUTIVE OFFICER**

Day-to-day affairs of the Company are managed by Manager as per section 2(53) of the Companies Act, 2013 to be designated as Chief Executive Officer (CEO) and KMP, Shri. Pranay Kumar (upto 31.12.2024) and Shri. Sanjay Kumar Barman(from 01.01.2025)

### **MATERIAL CHANGES AND COMMITMENTS, IF ANY, AFFECTING THE FINANCIAL POSITION OF THE COMPANY WHICH HAVE OCCURRED BETWEEN THE END OF THE FINANCIAL YEAR OF THE COMPANY TO WHICH THE FINANCIAL STATEMENTS RELATE AND THE DATE OF THE REPORT**

No material changes and commitments have occurred after the close of the year until the date of this Report, which affect the financial position of the Company.

### **BOARD'S SUB-COMMITTEES –**

As per MCA exemption notification dated 6<sup>th</sup> July 2017 [ Ref. no. G.S.R 839(E)], the Company is exempt from the appointment of Independent Directors and hence, it is not mandatory to have Audit Committee and Nomination & Remuneration Committee.

### **SECRETARIAL STANDARDS**

The Secretarial Auditor has certified that your Company has complied with the applicable Secretarial Standards, i.e. SS-1 and SS-2, relating to 'Meetings of the Board of Directors' and 'General Meetings', respectively, during the FY 24-25.

### **INTERNAL CONTROL SYSTEM AND THEIR ADEQUACY**

The Company has an Internal Control System commensurate with the size, scale, and complexity of its operations. There is an appropriate mechanism that monitors and evaluates the efficacy and adequacy of the internal control system in the Company, its compliance with operating systems, accounting procedures, and policies of the Company.

### **POLICY FOR SELECTION AND APPOINTMENT OF DIRECTORS AND THEIR REMUNERATION**

Your Corporation being a Government Company, is exempted to furnish information under Section 134(3)(e) of the Companies Act,2013 vide MCA Notification dated 5<sup>th</sup> June 2015.

### **MANAGERIAL REMUNERATION**

Your Company being a Government Company is exempted from the provisions of section 197 of the Companies Act, 2013 vide Ministry of Corporate Affairs (MCA) notification dated 5<sup>th</sup> June 2015.

### **COMPLIANCE WITH APPLICABLE LAWS**

The Company monitors the compliance of applicable laws, regulations, and rules including the Companies Act and all applicable corporate laws, and places confirmation of such compliance before the Board at regular intervals.



## **HPCL Biofuels Limited**

### **SIGNIFICANT AND MATERIAL ORDERS IMPACTING THE COMPANY'S OPERATIONS**

There are no significant material orders passed by the regulator(s) or courts or tribunals which would impact the going concern status of the Company and its future operations.

### **RISK MANAGEMENT**

The Company has a robust Risk Management Mechanism to identify, quantify, and manage risks and opportunities that may affect the achievement of strategic, legal, operational, and financial goals. The system ensures the documentation, mitigating controls, and reporting of such risks.

### **CONTINGENT LIABILITY**

There are no contingent liabilities other than mentioned in Note No.54 of notes to accounts of financial statements.

### **PARTICULARS OF LOANS, INVESTMENTS & GUARANTEES BY THE COMPANY UNDER SECTION 186**

Your company has not invested in any other person, firm, or company and has not given any guarantee or loan to any other person, firm or company.

### **DEPOSITS**

During the year under review, your Company has not accepted any deposits under the provisions of Section 73 of the Companies Act, 2013, read with the Companies (Acceptance of Deposit) Rules, 2014 as amended.

### **VIGIL MECHANISM**

As per the directives of the Ministry of Petroleum & Natural Gas (MOP&NG), the vigilance function of the Company is administered by the Vigilance Department of the promoter Company, HPCL.

### **WHISTLEBLOWER POLICY**

Your Company being a subsidiary of HPCL is covered under the holding company HPCL's Whistle Blower Policy and the same is displayed on the website of the Company.

### **DISCLOSURES UNDER SEXUAL HARASSMENT OF WOMEN AT WORKPLACE (Prevention, Prohibition and Redressal) Act, 2013**

The Company has the Internal Complainants Committee (ICC) as prescribed under the act and there are nil complaints received by the Company during the year.

### **PARTICULARS WITH RESPECT TO CONSERVATION OF ENERGY, TECHNOLOGY ABSORPTION AND FOREIGN EXCHANGE EARNING/ OUTGO AS PER COMPANIES (DISCLOSURE OF PARTICULARS IN THE REPORT OF BOARD OF DIRECTORS) RULES, 1988**

In accordance with the requirements of the Companies Act, read with applicable Rules, statement showing the particulars with respect to conservation of energy, technology absorption and foreign exchange earnings and outgo is enclosed hereto and forms part of this report marked as **Annexure-1**.



## HPCL Biofuels Limited

### **PARTICULARS OF EMPLOYEES**

As regards the provisions of the Companies Act, 2013, read with applicable rules, none of the employees was in receipt of remuneration exceeding the limits prescribed.

### **FRAUD REPORTING**

During the year under review, the Statutory Auditors or Secretarial Auditor of the Company have not reported any frauds to the Audit Committee or to the Board of Directors under section 143(12) of the Act, including rules made thereunder.

### **STATUTORY AUDITORS**

M/s L.K.Kejriwal & Co, Chartered Accountants, Patna (Firm Registration No. 001368C), were appointed as Statutory Auditors by Comptroller & Auditor General of India (C&AG) by their letter dated 21/09/2024 for the year 2024-25 and shall retire at the conclusion of this Annual General Meeting.

The Board at its Meeting held on 30<sup>th</sup> April, 2025 considered the proposal for appointment of Statutory Auditors and request was made to C&AG to appoint Auditors of the Company for the financial year 2025-26. Further, remuneration of statutory auditors has been increased to ₹ 2,00,000 plus applicable taxes and reimbursement of out of pocket expenses.

### **COST AUDITOR**

M/s. V.K.J & CO., Cost Accountants (Firm Registration No. 002553) has been appointed as cost auditors, in accordance with the guidelines issued in this regard by the Board of Directors and the appointment was ratified by the shareholders at the last Annual General Meeting. The cost statements for the year 2024-25 as stipulated under the cost audit rules have been prepared and submitted to the cost auditors for the purpose of audit. The cost audit report would be filed with the Ministry of Corporate Affairs (MCA) within the stipulated due date.

### **WOMAN DIRECTOR**

As per HPCL nomination letter dated 6<sup>th</sup> November 2024, Ms. Sapana Srikanth, CGM Capability Building at HPCL was appointed as Woman Director effective 15<sup>th</sup> November 2024 on the Board of the Company in terms the provisions of section 149 of the Companies Act 2013, in place of Ms. Sujata S. Londhe.

### **INDEPENDENT DIRECTORS**

Regarding the appointment of independent Directors, basis the Ministry of Corporate Affairs notification dated 6th July, 2017, [Ref. no. G.S.R. 839(E)], Wholly-Owned Subsidiary of unlisted public company are exempted from appointment of Independent Directors.

### **PROCEEDINGS PENDING UNDER THE INSOLVENCY AND BANKRUPTCY CODE, 2016:**

No application has been made or any proceeding is pending under the IBC, 2016.

### **DIFFERENCE IN VALUATION:**

The Company has never made any one-time settlement against the loans obtained from Banks and



## HPCL Biofuels Limited

Financial Institution and hence this clause is not applicable.

### **DIRECTORS' RESPONSIBILITY STATEMENT**

Pursuant to provisions of section 134(3)(c) of the Companies Act, 2013, your Directors confirm that:

1. In the preparation of annual accounts, applicable accounting standards have been followed along with proper explanations relating to material departures;
2. The Company has selected such accounting Policies and applied them consistently and made judgments and estimates that are reasonable and prudent so as to give a true and fair view of the State of Affairs of the Company as on 31st March, 2025 and of the Statement of Profit and Loss of the Company for the year ended on 31st March 2025.
3. The Company has taken proper and sufficient care for the maintenance of adequate accounting records in accordance with the provisions of the Companies Act, for safeguarding the assets of the company and for preventing and detecting fraud and other irregularities.
4. These Accounts have been prepared on a going-concern basis.
5. The Company has devised proper systems to ensure compliance with the provisions of all applicable laws and such systems were adequate and operating effectively.

### **ACKNOWLEDGEMENTS**

The Directors gratefully acknowledge the valuable guidance and support extended by HPCL, Dept. of Industries and Dept. Cane Government of Bihar, BSEB and BSPCB of Government of Bihar, MOE&F, GoI, Ministry of Food & Public Distribution, Government of India and other State Government Agencies.

Your Directors also wish to place on record their appreciation of the dedicated services of the employees of the Company including those deputed by HPCL.

On behalf of the Board of Directors

Chairman



## HPCL Biofuels Limited

### Annexure – 1

#### CONSERVATION OF ENERGY

(a) The Company is a green field project and is undertaking manufacturing of Sugar, Ethanol & Co-gen Power from crushing of Sugar cane at Sugauli & Lauriya, in the State of Bihar.

(b) The year 24-25 has been the 14<sup>th</sup> year of the operation of the plants, which are in the phase of stabilization and hence measures for reduction of energy consumption would be studied, implemented and their impacts would be assessed in the coming years.

#### B. TECHNOLOGY ABSORPTION

Specific areas in which R & D carried to be identified & plan.

Expenditure on R & D - Nil (Previous year Nil)

#### TECHNOLOGY ABSORPTION, ADAPTATION AND INNOVATION

1. Efforts in brief, made towards technology absorption, adaptation and innovation.

The following technologies have been used in the plants and the personnel are getting trained in operating and trouble-shooting the equipment along with the technology.

- a) Cane Diffusion Technology
- b) Molecular Sieve Technology

The work of Grain Based Distillery at both Plants alongwith Capacity augmentation from 60 KLPD to 70 KLPD at each Distillery is under progress and physical completion of around 67% has been achieved and is expected to be commissioned by October end, 2025.

Both the units have adopted energy efficient technology in day to day operation. Special emphasis are given on optimization of electrical consumption and steam savings. Installation of Electric Heater for Sulphur Burner and Installation of Electric Base Auto Controller Super Heater Wash Water System for Batch Type Machine which were the key initiative taken during this year towards energy savings apart from the conventional energy savings measures.

2. Benefits derived as a result of the above efforts.

Benefits will accrue in the coming years as the plants stabilize on commercial terms. The Distillery with Maize/Broken rice as a feedstock, which will be available round the year, can enable distillery to be operated beyond the cane crushing season for round the year operation. The operation of distillery will no longer be governed by restricted period of molasses availability. The installation of Electric Base Auto Controller Super Heater Wash Water System for Batch Type Machine has been a key initiative taken during this year towards energy savings apart from the conventional energy savings measures.

3. Information regarding Technology imported during the last 5 years.

- (a) Details of technology imported and year of import.  
-Not Applicable

(b) Has technology been fully absorbed, and if not fully absorbed, areas where this has not taken place, reasons thereof and future plans of action.

-Not Applicable

#### FOREIGN EXCHANGE EARNINGS AND OUTGO – Nil



## HPCL Biofuels Limited

Annexure -2

### FORM NO. AOC -2

**(Pursuant to clause (h) of sub-section (3) of section 134 of the Act and Rule 8(2) of the Companies (Accounts) Rules, 2014.**

Form for Disclosure of particulars of contracts/arrangements entered into by the company with related parties referred to in sub section (1) of section 188 of the Companies Act, 2013 including certain arm's length transaction under third proviso thereto.

1. Details of contracts or arrangements or transactions **not** at Arm's length basis.

SL. No.	Particulars	Details
a)	Name (s) of the related party & nature of relationship	Nil
b)	Nature of contracts/arrangements/transaction	Nil
c)	Duration of the contracts/arrangements/transaction	Nil
d)	Salient terms of the contracts or arrangements or transaction including the value, if any	Nil
e)	Justification for entering into such contracts or arrangements or transactions'	Nil
f)	Date of approval by the Board	Nil
g)	Amount paid as advances, if any	Nil
h)	Date on which the special resolution was passed in General meeting as required under first proviso to section 188	Nil

2. Details of contracts or arrangements or transactions at Arm's length basis.

SL. No.	Particulars	Details
a)	Name (s) of the related party & nature of relationship	HPCL, Holding Company
b)	Nature of contracts/arrangements/transaction	Sale of Ethanol / Purchase of Lubes & Sulphur / Deputation of Personnel / Sub-lease of land/Equity Infusion
c)	Duration of the contracts/arrangements/transaction	April 2024 to March 2025
d)	Salient terms of the contracts or arrangements or transaction including the value, if any	Sales of ethanol –Rs. 11092.92 Lakhs, Purchase of lubes / Sulphur - Rs. 99.54 Lakhs, Payable on account of Lube/Sulphur purchases Rs. 8.01lakhs, Interest paid to HPCL on Ethanol Advance - Rs. 115.63 Lakhs, Salary etc. of personnel deputed from HPCL - Rs. 629.62 Lakhs, Deputation Expenses payable to HPCL Rs. 3762.96, Balance of Ethanol advance from HPCL as on 31.03.25– Rs.561.87 lakhs. Rental income from Begusarai RO- Rs 1.42 Lakhs. Receivable on account of Rental Income from Begusarai Retail RO Rs. 0.14 lakhs. Ethanol Advance taken during the year 6548 lakhs, Equity Infusion by HPCL Rs. 7440.91 lakhs, Ethanol Terminalling Charges Rs. 4.92 lakhs.
e)	Date of approval by the Board	-
f)	Amount paid as advances, if any	

On behalf of the Board of Directors

Place: Mumbai  
Date:26.08.2025

Chairman

**Form No. MR-3**  
**SECRETARIAL AUDIT REPORT**  
**FOR THE FINANCIAL YEAR ENDED 31<sup>ST</sup> MARCH 2025**  
**[Pursuant to section 204(1) of the Companies Act, 2013 and Rule 9 of the Companies (Appointment and Remuneration of Managerial Personnel) Rules, 2014]**

To,  
The Members,  
**HPCL BIOFUELS LIMITED**

We have conducted the Secretarial audit of the compliance of applicable statutory provisions and the adherence to good corporate practices by **HPCL Biofuels Limited** (hereinafter called the “**Company**”).

The Secretarial audit was conducted in a manner that provided me a reasonable basis for evaluating the corporate conduct / statutory compliances and expressing my opinion thereon.

Based on my verification of the **HPCL Biofuels Limited** books, papers, minute books, forms, and returns filed, and other records maintained by the Company [as provided to us] and also the information provided by the Company, its officers, agents, and authorized representatives during the conduct of the secretarial Audit, we hereby report that in our opinion, the Company has, during the audit period covering the financial year ended 31<sup>st</sup> March 2025 ('**Audit period**') complied with the statutory provisions listed hereunder and also that the Company has proper Board processes and compliance mechanism in place to the extent, in the manner and subject to the reporting made hereinafter.

We have examined the books, papers, minute books, forms, and returns filed and other records maintained by **HPCL Biofuels Limited** for the financial year ended 31<sup>st</sup> March 2025 according to the provisions of:

- (i) The Companies Act, 2013 (the Act) and the rules made thereunder;
- (ii) The Securities Contracts (Regulation) Act, 1956 ('**SCRA**') and the rules made there under (**Not Applicable**);
- (iii) The Depositories Act, 1996 and the Regulations and Bye-Laws framed there under (**Not Applicable**);
- (iv) Foreign Exchange Management Act, 1999 ('**FEMA**') and the Rules and Regulations made thereunder to the extent of Foreign Direct Investment, Overseas Direct Investment, and External Commercial Borrowings (**Not Applicable**);
- (v) The following Regulations and Guidelines prescribed under the Securities and Exchange Board of India Act, 1992 were not applicable to the Company during the Audit Period as the Company is not a listed entity:

- a) The Securities and Exchange Board of India (Substantial Acquisition of Shares and Takeovers) Regulations, 2011;
  - b) The Securities and Exchange Board of India (Issue of Capital and Disclosure Requirements) Regulations, 2018;
  - c) The Securities and Exchange Board of India (Share Based Employee Benefits and Sweat Equity) Regulations, 2021;
  - d) The Securities and Exchange Board of India (Issue and Listing of Debt Securities) Regulations, 2008;
  - e) The Securities and Exchange Board of India (Registrars to an Issue and Share Transfer Agents) Regulations, 1993 regarding the Companies Act and dealing with the client;
  - f) The Securities and Exchange Board of India (Delisting of Equity Shares) Regulations, 2021; and
  - g) The Securities and Exchange Board of India (Buyback of Securities) Regulations, 2018.
- (vi) The Securities and Exchange Board of India (Listing Obligations and Disclosure Requirements) Regulations, 2015 (**Not Applicable**);
- (vii) The Securities and Exchange Board of India (Prohibition of Insider Trading) Regulations, 2015 (**NotApplicable**);
- (viii) Laws specifically applicable to the industry to which the Company belongs, as identified by the management, that is to say:
- a) The Bihar Sugarcane (Regulation of Supply and Purchase) Act 1981;
- (ix) Other laws to the extent applicable to the Company as per the representations made by the Company;

We have also examined compliance with the applicable clauses of the following:

- (i) Secretarial Standards issued pursuant to section 118(10) of the Act, by The Institute of Company Secretaries of India.

During the period under review, the Company has complied with the provisions of the Act, Rules, Regulations, Guidelines, Standards etc. mentioned above.

### **We further report that**

The Board of Directors of the Company is duly constituted with Non-executive directors. The Company does not have any Executive directors as there is a Chief Executive Officer who is responsible for the executive functions. The changes in the composition of the Board of Directors that took place during the period under review were carried out in compliance with the provisions of the Act.

Adequate Notice is given to all directors to schedule the Board Meetings, the agenda and detailed notes on agenda were sent at least seven days in advance for meetings other than those held at shorter notice and a system exists for seeking and obtaining further information and clarifications on the agenda items before the meeting and for meaningful participation at the meeting.

# RJSY & ASSOCIATES.

COMPANY SECRETARIES

207, 2<sup>nd</sup> Floor, Regent Chambers, 208, Jammalal Bajaj Road, Nariman Point, Mumbai- 400 021. Tel.: 022 4344 0103

---

The majority decision is carried through while the dissenting members' views, if any, are captured and recorded as part of the minutes.

**We further report that** there are adequate systems and processes in the company commensurate with the size and operations of the company to monitor and ensure compliance with applicable laws, rules, regulations, and guidelines.

**We further report that** during the audit period, the Company had following events which had a bearing on the Company's affairs in pursuance of the referred laws, rules, regulations, guidelines, standards etc:

1. The Company had allotted 7,44,09,140 Equity Shares of Rs. 10/- each at par by way of Rights Issue.
2. Shri. Naidu Tirupati Avu (DIN: 10827279) was appointed as Additional Director in place of Shri. Shuvendu Gupta with effect from November 05, 2024.
3. Ms. Sapana Srikanth (DIN: 10838292) was appointed as Additional Director in place of Ms. Sujata S Londhe with effect from November 15, 2024.
4. Shri. Sanjay Kumar Barman was appointed as the Chief Executive Officer ("CEO") in place of Shri. Pranay Kumar with effect from January 01, 2025.

**For RJSY & ASSOCIATES**  
**Company Secretaries**  
**Firm Registration No.:** P2016MH057200

**Sadhana Ramnihor Yadav**  
**Membership No.:** A27559  
**Certificate of Practice No.:** 16932  
**ICSI UDIN:** A027559G001056257  
**Peer Review Number:** 5889/2024

**Place:** Mumbai

**Date:** 22<sup>nd</sup> August, 2025

*This report is to be read with my letter of even date which is annexed as Annexure A and forms an integral part of this report.*

# RJSY & ASSOCIATES.

COMPANY SECRETARIES

207, 2<sup>nd</sup> Floor, Regent Chambers, 208, Jamnalal Bajaj Road, Nariman Point, Mumbai- 400 021. Tel.: 022 4344 0103

---

## ‘Annexure A’

To,  
The Members,  
**HPCL BIOFUELS LIMITED**

Our report of even date is to be read along with this letter.

1. The maintenance of secretarial records is the responsibility of the management of the company. My responsibility is to express an opinion on these secretarial records based on my audit.
2. The audit practices and processes followed by me were appropriate to obtain reasonable assurance about the correctness of the contents of the Secretarial records. The verification was done on a test basis to ensure those correct facts are reflected in secretarial records. We believe that the processes and practices, followed by us provide a reasonable basis for my opinion.
3. We have not verified the correctness and appropriateness of financial records and Books of Accounts of the company.
4. Wherever required, we have obtained the Management representation about the compliance of laws, rules, and regulations and happening of events, etc.
5. The compliance of the provisions of Corporate and other applicable laws, rules, regulations, standards is the responsibility of management. My examination was limited to the verification of procedures on test basis.
6. The Secretarial Audit report is neither an assurance as to the future viability of the company nor of the efficacy or effectiveness with which the management has conducted the affairs of the company.

**For RJSY & ASSOCIATES**  
**Company Secretaries**  
**Firm Registration No.:** P2016MH057200

**Sadhana Ramnihor Yadav**  
**Membership No.:** A27559  
**Certificate of Practice No.:** 16932  
**ICSI UDIN:** A027559G001056257  
**Peer Review Number:** 5889/2024

**Place:** Mumbai  
**Date:** 22<sup>nd</sup> August, 2025



CORPORATE GOVERNANCE REPORT

Annexure - 4

Corporate Governance Report

HPCL Biofuels Limited (HBL) remains committed to upholding the highest standards of corporate governance, embedding transparency, integrity, and accountability into every aspect of its operations. Good governance at HBL is not merely a regulatory requirement but an intrinsic part of our organizational culture, shaped by our values and aligned with the governance philosophy of our holding company, Hindustan Petroleum Corporation Limited (HPCL).

As a company registered under the Companies Act, 2013, functioning as a Central Public Sector Enterprise (CPSE) and a wholly owned subsidiary of a listed entity, HBL complies with the provisions of the Companies Act, 2013, the Department of Public Enterprises (DPE) Guidelines on Corporate Governance, and the applicable SEBI (Listing Obligations and Disclosure Requirements) Regulations, 2015 (“SEBI LODR Regulations”) relevant to subsidiaries of listed companies. These practices ensure that HBL not only meets statutory requirements but also strengthens the overall compliance framework of its holding company.

The Company continuously strives for excellence through the adoption of sound governance practices. Good governance has always been intrinsic to the management and affairs of the Company. At HPCL Biofuels Limited, we believe that good governance practices stem from the inherent culture and outlook of the organization. Corporate governance at HBL reflects the principles entrenched in the values and policies of its holding company, Hindustan Petroleum Corporation Limited (HPCL).

Being a company registered under the Companies Act, functioning as a Central Public Sector Enterprise (CPSE), and a wholly owned subsidiary of a listed company, HBL complies with the provisions of the Companies Act, 2013, the DPE Guidelines on Corporate Governance, and the applicable SEBI (LODR) Regulations to ensure alignment and compliance with its holding company’s governance framework.

COMPOSITION OF BOARD OF DIRECTORS

The Company is a Wholly Owned Subsidiary of Hindustan Petroleum Corporation Limited (HPCL) since inception. Directors on the Board of the Company including a woman Director are nominated by HPCL from time to time. The day-to-day affairs of the Company are managed by the Manager & KMP designated as Chief Executive Officer (CEO) appointed as per the provisions of the Companies Act, 2013.

The composition of the Board is as under:

Table with 4 columns: Sr. No., Name of Director, Designation, Appointment/Cessation. It lists 7 directors including Shri. S Bharathan, Ms. Sujata S Londhe, Shri. C Sridhar Goad, Shri. Neleesh Khulbe, Shri. Shuvendu Gupta, Shri. A Tirupati Naidu, and Ms Sapana Srikanth.



## HPCL Biofuels Limited

The Board of HPCL Biofuels Limited presently consists of Five Non-executive Directors.

### Brief of resume of Directors-

#### 1. Shri S. Bharathan - Chairman Board effective 01st October 2022

Shri S. Bharathan is the Director-Refineries of Hindustan Petroleum Corporation Limited. He is a Postgraduate in Chemical Engineering with an impressive career spanning over three decades in the various streams of Refineries and Corporate at HPCL. He has extensive expertise in Refinery operations and cutting-edge technologies. He has joined the Board of the Company effective 6th April 2022.

In addition to his role at HPCL, he serves on the Boards of Hindustan-Mittal Energy Limited(HMEL), Mangalore Refinery & Petrochemicals Limited (MRPL), HPCL Rajasthan Refinery Limited (HRRL), HPCL Renewable Green Energy Limited, and Ratnagiri Refinery & Petrochemicals Limited (RRPCL). He heads the Boards of Hindustan Biofuels Limited (HBL), and Prize Petroleum Company Limited (PPCL).

#### 2. Shri C Sridhar Goud - Director effective 4th April 2022

Shri C Sridhar Goud is Graduate in Mechanical Engineering with 32 years of experience in HPCL. Shri Goud is the Executive Director - Supplies, Operations & Distribution of Hindustan Petroleum Corporation Limited, a Fortune 500 and Navratna Oil Refining & Marketing Company in India. Prior to this responsibility, he was holding the position of Chief General Manager Supplies & Distribution, Biofuels in O&D SBU of HPCL. He is also Director on the Board of Petronet MHB Limited. Shri Goud has a rich and varied professional exposure across entire spectrum of petroleum functions and has held various key positions in Head South Central Zone, Vigilance and Operations & Distribution.

#### 3. Shri Neelesh Khulbe - Director Effective 27th March 2023

Shri Neelesh Khulbe is a Post Graduate in Applied Economics and Business Administration ,working as an Executive Director at HPCL. He joined the Company Board effective 27th March 2023. He has more than three decades of experience in various verticals of Human Resource Management at HPCL. He has extensively worked in areas of Talent Sourcing and work force planning, compensation design, HR functional strategy design, employee engagement, union interface along with regulatory and legal compliances, and competency modeling and assessment spanning different geographies and covering all levels of the workforce.

#### 6. Ms Sapana Srikanth - Chief General Manager -Capability Building HPCL Director

Ms. Sapana Srikanth, a Mechanical Engineer from NIT Bhopal (MACT, REC Bhopal), joined Hindustan Petroleum Corporation Limited on 27 December 1993 and brings over 30 years of diverse experience in the Oil & Gas sector, covering liquid fuels, natural gas, lubricants, and human resource development. She is associated with HPCL, a Government of India Maharatna enterprise and a Forbes 2000 company.

She holds multiple executive certifications, including *The Future CHRO* (ISB Hyderabad), Advanced Management Program (MDI Gurgaon), Executive MDP (IIM Kolkata), Gender Inclusion & Future of Work (ILO, Turin), Climate & Sustainability (Boston Consulting), and Certified Business Strategist.



## HPCL Biofuels Limited

During her career, Ms. Sapana has held several key leadership positions, including Regional Head – Direct Sales in Kolkata and Mumbai, DGM – Consumer Lubes (All India), GM – Natural Gas, and her current role as Chief General Manager – Capability Building, HR, where she leads organization-wide capability and leadership development initiatives. Notably, she was the first woman to head a Regional Office in Direct Sales at HPCL.

Her professional contributions include expanding fuel and lubricant markets in multiple regions, establishing sustainable natural gas sales from nil to 200 TMT, developing role-based competency frameworks, and spearheading leadership interventions such as *HP Possible*, *HP Nava*, and *HP Yuva*. She is also an active member of several committees and advisory forums within HPCL.

She is definitely a valuable addition to the Board of the Company.

### CHIEF EXECUTIVE OFFICER

Day-to-day affairs of the Company are managed by Manager as per section 2(53) of the Companies Act, 2013 to be designated as Chief Executive Officer (CEO) and KMP, Shri Pranay Kumar (up to 31.12.2024) and Shri Sanjay Kumar Barman (from 01.01.2025).

#### DETAILS OF DIRECTORS OR KEY MANAGERIAL PERSONNEL WHO APPOINTED OR HAVE RESIGNED DURING THE YEAR.

##### Director's Appointment & Cessation-

The Board places on record its sincere appreciation for the valuable services rendered by Shri Shuvendu Gupta who ceases to be Directors effective 05.11.2024 and Ms. Sujata S Londhe effective 14.11.2024 respectively.

Shri A Tirupati Naidu, Executive Director Refinery Coordination- HPCL and Ms. Sapana Srikanth, Chief General Manager Capability Building- HPCL was appointed as Additional Directors effective 05.11.2024 and 15.11.2024 in place of Shri Shuvendu Gupta and Ms. Sujata S Londhe, respectively.

##### CHIEF FINANCIAL OFFICER(CFO)

Shri Prakash Kumar was CFO & KMP of the company during 3rd May 2023 up to 30<sup>th</sup> April 2025 and Shri Dinesh Kumar Yadav joined as CFO and KMP in place of Shri Prakash Kumar effective 1<sup>st</sup> May 2025.

##### Director's Appointment & Cessation

All Directors are nominee of holding Company and do not draw any remuneration from the Company.

#### PERFORMANCE EVALUATION OF THE BOARD AND INDIVIDUAL DIRECTORS

Your Company, being a wholly-owned subsidiary of HPCL, has its Board members nominated by HPCL. As per MCA Notification dated 5th June 2015, Compliance of Section 134(3)(p) is exempt for Government Companies.

##### Appointment of Independent Directors on the Board

As per MCA Notification dated 6th July 2017(ref. no. G.S.R.839 (E)), as the Company is a 100% subsidiary of a listed Company, i.e. HPCL, it is exempted from the requirement of having Independent Directors on the Board of the Company.



## HPCL Biofuels Limited

### Audit Committee (AC) and Nomination & Remuneration Committee (NRC):

The Company is exempted from having Independent Directors and there by non-mandatory to have Audit Committee and NRC. Further, all the agenda items that require approval of the AC or NRC, are placed before the Board which consists of Non-executive Directors, for independent review and approval apart from Management.

### DETAILS OF SUBSIDIARY, JOINT VENTURE OR ASSOCIATE COMPANIES

As on March 31, 2025, the Company does not have any Subsidiary, Joint Venture and Associate Company.

### NUMBER OF BOARD MEETINGS

Eleven Board meetings were held during the year, all of which were conducted via WebEx. The Company ensured that at least one meeting was held every quarter, and the time gap between two Board meetings did not exceed 120 days, in compliance with the Companies Act. The details of the meetings held and the attendance of Board members are provided below.

Sr. No.	Meeting No.	Date of Meeting	Total Strength of the Board	Directors Present
1	131	02/05/2024	5	5
2	132	27/06/2024	5	4
3	133	17/07/2024	5	3
4	134	29/08/2024	5	3
5	135	10/10/2024	5	5
6	136	24/10/2024	5	5
7	137	22/11/2024	5	5
8	138	30/12/2024	5	5
9	139	20/01/2025	5	5
10	140	27/02/2025	5	4
11	141	21/03/2025	5	5

### Attendance of each Director at the Board meetings and the last AGM.

Sr. No	Name of Director	No. of Board meeting entitled to attend	Board Meeting attended	% of attendance	Attended last AGM
1	Shri S Bharathan	11	11	100	Yes
2	Ms. Sujata S Londhe	6	9	69	No
3	Shri C Sridhar Goud	11	9	100	Yes
4	Shri Shuvendu Gupta	6	5	85	Yes
5	Shri Neelesh Khulbe	11	9	69	No
6	Shri A Tirupati Naidu	5	5	100	NA
7	Ms Sapana Srikanth	5	5	100	NA

### General Body meetings:

#### Details of Annual General Meetings:

Last three years' AGM details are as under:



## HPCL Biofuels Limited

Sr. No.	Meeting Number	Date of Meeting	Location	Special Resolution Passed at AGM
1	13	10 <sup>th</sup> August ,2022	Through VC	NO
2	14	30 <sup>th</sup> August,2023	Through VC	NO
3	15	25 <sup>th</sup> September 2024	Through VC	NO

\*VC- Video Conference

### General Disclosures:

- During the year under review, the Company has not issued equity shares with differential voting rights.
- The Company has not issued sweat equity shares.
- The Company has not issued shares under the Employee Stock Option Scheme.

### Cost Audit:

The Company has maintained cost records as specified by the Central Government under sub-section (1) of Section 148 of the Companies Act, 2013.

### Details of Non-Compliance:

There were no instances of non-compliance by the Company, nor were any penalties or strictures imposed by any statutory authority on any matter related to guidelines issued by the Government during the last three years. *(Not applicable)*

### DPE Guidelines on Corporate Governance:

The Company has complied with all applicable requirements of the Corporate Governance Guidelines issued by the Department of Public Enterprises (DPE) during the financial year.

### Other Disclosures:

- i. Disclosures on materially significant related party transactions that may have potential conflict with the interests of the Company at large – *Not applicable*.
- ii. The Company has not incurred any items of expenditure that are not for the purposes of the business.
- iii. The Company has not incurred any expenses of a personal nature for the Board of Directors.

### Additional Disclosures:

- The Company, being an unlisted entity, is not required to publish its quarterly financial results in newspapers or on its website; however, the same are provided to the holding company for consolidation purposes.
- **Training of Board Members:** The Board members are nominees of the holding company, and their training requirements are addressed by the holding company, HPCL.
- The Company does not have any subsidiary or associate company.
- The Company prepares standalone financial statements in compliance with applicable accounting standards and operates in a single business segment.
- The Company has achieved an excellent rating in compliance with the DPE's Corporate Governance Guidelines for the financial year 2024–25.

Date: 26/08/2025  
Place: Mumbai

Chairman

**COMMENTS OF THE COMPTROLLER AND AUDITOR GENERAL OF INDIA UNDER SECTION 143(6)(b) OF THE COMPANIES ACT, 2013 ON THE FINANCIAL STATEMENTS OF HPCL BIOFUELS LIMITED FOR THE YEAR ENDED 31 MARCH 2025**

The preparation of financial statements of HPCL Biofuels Limited for the year ended 31 March 2025 in accordance with the financial reporting framework prescribed under the Companies Act, 2013 (Act) is the responsibility of the management of the company. The Statutory Auditors appointed by the Comptroller and Auditor General of India under Section 139(5) of the Act are responsible for expressing opinion on the financial statements under Section 143 of the Act based on independent audit in accordance with the standards on auditing prescribed under Section 143(10) of the Act. This is stated to have been done by them vide their Audit Report dated 30 April 2025.

I, on behalf of the Comptroller and Auditor General of India, have conducted a supplementary audit of the financial statements of HPCL Biofuels Limited for the year ended 31 March 2025 under Section 143(6)(a) of the Act. This supplementary audit has been carried out independently without access to the working papers of the statutory auditors and is limited primarily to inquiries of the statutory auditors and company personnel and a selective examination of some of the accounting records.

On the basis of my supplementary audit nothing significant has come to my knowledge which would give rise to any comment upon or supplement to statutory auditors' report under Section 143(6)(b) of the Act.

**For and on behalf of the  
Comptroller and Auditor General of India**



**(J. S. Karape)  
Director General of Audit (Steel)  
Ranchi**

**Place: Ranchi  
Date: 04.07.2025**

# **L.K.KEJRIWAL & CO.**

CHARTERED ACCOUNTANTS

## **Independent Auditors' Report**

To the Members of HPCL Biofuels Limited

Report on the Audit of the Standalone Financial Statements

### **Opinion**

We have audited the accompanying Standalone Financial Statements of HPCL Biofuels Limited ('the Company'), which comprise the Balance Sheet as at 31<sup>st</sup> March 2025, the Statement of Profit and Loss (including Other Comprehensive Income), the Statement of Changes in Equity and the Statement of Cash Flows for the year then ended, and Notes to the Financial Statements, including a summary of material accounting policies and other explanatory information (herein after referred to as 'Standalone Financial Statements').

In our opinion and to the best of our information and according to the explanations given to us, the aforesaid Standalone Financial Statements give the information required by the Companies Act, 2013 ('the Act') in the manner so required and give a true and fair view in conformity with the accounting principles generally accepted in India, of the state of affairs (financial position) of the Company as at 31<sup>st</sup> March 2025, and its loss (financial performance including other comprehensive income), changes in equity and its cash flows for the year ended on that date.

### **Basis for Opinion**

We conducted our audit in accordance with the Standards on Auditing (SAs) specified under section 143(10) of the Companies Act, 2013. Our responsibilities under those Standards are further described in the Auditors' Responsibilities for the Audit of the Standalone Financial Statements section of our report. We are independent of the Company in accordance with the Code of Ethics issued by the Institute of Chartered Accountants of India together with the ethical requirements that are relevant to our audit of the Standalone Financial Statements under the provisions of the Companies Act, 2013 and the Rules thereunder, and we have fulfilled our other ethical responsibilities in accordance with these requirements and the Code of Ethics. We believe that the audit evidence we have obtained is sufficient and appropriate to provide a basis for our opinion.



# **L.K.KEJRIWAL & CO.**

## **CHARTERED ACCOUNTANTS**

### **Information other than the Standalone Financial Statements and Auditors Report thereon**

The Company's Board of Directors is responsible for the preparation of other information. The other information comprises the information included in the Management Discussion and Analysis Report, Director's Report including Director's Responsibility Statement, Report of Corporate Governance and other informations included in the Annual Report, but does not include the standalone financial statements and our auditors' report thereon. The Other Information as stated above is expected to be made available to us after the date of this Auditors' Report.

Our opinion on the standalone financial statements does not cover the other information and we do not and will not express any form of assurance conclusion thereon.

In connection with our audit of the standalone financial statements, our responsibility is to read the other information identified above when it becomes available and, in doing so, consider whether the other information is materially inconsistent with the standalone financial statements or our knowledge obtained during audit or otherwise appears to be materially misstated.

When we read the Other Information as stated above and if we conclude that there is a material misstatement therein, we are required to communicate the matter to those charged with governance and describe necessary actions required as per applicable laws and regulations.

### **Responsibilities of Management and Those charged with Governance for the Standalone Financial Statements**

The Company's Board of Directors is responsible for the matters stated in Section 134(5) of the Companies Act, 2013 ('the Act') with respect to the preparation of these Standalone Financial Statements that give a true and fair view of the financial position, financial performance including other comprehensive income, Changes in Equity and the Cash Flows of the Company in accordance with the accounting principles generally accepted in India, including the Indian Accounting Standards (Ind AS) specified under Section 133 of the Act, read with relevant rules issued there under and other recognized accounting practices and policies.

This responsibility also includes maintenance of adequate accounting records in accordance with the provisions of the Act for safeguarding the assets of the Company and for preventing and detecting frauds and other irregularities; selection and application of appropriate accounting policies; making judgements and estimates that are reasonable and prudent; and design, implementation and maintenance of adequate internal financial controls, that were operating effectively for ensuring the accuracy and completeness of the accounting records, relevant to the preparation and presentation of the Standalone Financial Statements that give a true and fair view and are free from material misstatement, whether due to fraud or error.



# **L.K.KEJRIWAL & CO.**

## **CHARTERED ACCOUNTANTS**

In preparing the Standalone Financial Statements, management and Board of Directors is responsible for assessing the Company's ability to continue as a going concern, disclosing, as applicable, matters related to going concern and using the going concern basis of accounting unless the management and Board of Directors either intends to liquidate the Company or to cease operations, or has no realistic alternative but to do so.

The Board of Directors is also responsible for overseeing the Company's financial reporting process.

### **Auditors' Responsibilities for the Audit of the Standalone Financial Statements**

Our objectives are to obtain reasonable assurance about whether the Standalone Financial Statements as a whole are free from material misstatements, whether due to fraud or error, and to issue an Auditors' Report that includes our opinion. Reasonable assurance is a high level of assurance, but is not a guarantee that an audit conducted in accordance with Standard on Auditing (SAs) will always detect a material misstatement when it exists. Misstatements can arise from fraud or error and are considered material if, individually or in the aggregate, they could reasonably be expected to influence the economic decisions of users taken on the basis of these Standalone Financial Statements.

As part of an Audit in accordance with SAs, we exercise professional judgement and maintain professional skepticism throughout the audit. We also;

- Identify and assess the risks of material misstatement of the Standalone Financial Statements, whether due to fraud or error, design and perform audit procedures responsive to those risks, and obtain audit evidence that is sufficient and appropriate to provide a basis for our opinion. The risk of not detecting a material misstatement resulting from fraud is higher than for one resulting from error, as fraud may involve collusion, forgery, intentional omissions, misrepresentations, or the override of internal control;
- Obtain an understanding of internal control relevant to the audit in order to design audit procedures that are appropriate in the circumstances. Under section 143(3)(i) of the Act, we are also responsible for expressing our opinion on whether the company has adequate internal financial controls system with reference to financial statements in place and the operating effectiveness of such controls;
- Evaluate the appropriateness of accounting policies used and the reasonableness of accounting estimates and related disclosures made by the management;



# **L.K.KEJRIWAL & CO.**

## **CHARTERED ACCOUNTANTS**

- Conclude on the appropriateness of management's use of the going concern basis of accounting and, based on the audit evidence obtained, whether a material uncertainty exists related to events or conditions that may cast significant doubt on the company's ability to continue as a going concern. If we conclude that a material uncertainty exists, we are required to draw attention in our Auditors' Report to the related disclosures in the Standalone Financial Statements or, if such disclosures are inadequate, to modify our opinion. Our conclusions are based on the audit evidence obtained up to the date of our Auditors' Report. However, future events or conditions may cause the company to cease to continue as a going concern; and
- Evaluate the overall presentation, structure and content of the Standalone Financial Statements, including the disclosures and whether the Standalone Financial Statements represent the underlying transactions and events in a manner that achieves fair presentation.

Materiality is the magnitude of misstatements in the Standalone Financial Statements that, individually or in aggregate, makes it probable that the economic decision of a reasonably knowledgeable user of the Standalone Financial Statements may be influenced. We consider quantitative materiality and qualitative factors in

- i) Planning the scope of our audit work and in evaluating the results of our work; and
- ii) To evaluate the effect of any identified misstatements in the Standalone Financial Statements.

We communicate with those charged with governance regarding, among other matters, the planned scope and timing of the audit and significant audit findings, including any significant deficiencies in internal control that we identify during our audit.

We also provide those charged with governance with a statement that we have complied with relevant ethical requirements regarding independence, and to communicate with them all relationships and other matters that may reasonably be thought to bear on our independence, and where applicable, related safeguards.

### **Report on Other Legal and Regulatory Requirements**

1. As required by the Companies (Auditor's Report) Order, 2020 ('the Order') issued by the Central Government of India in terms of Section 143(11) of the Act and on the basis of such checks of the books and records of the Company as we considered appropriate and according to the information and explanation given to us, we give in the 'Annexure A' a statement on the matters specified in the paragraphs 3 and 4 of the order, to the extent applicable.



# **L.K.KEJRIWAL & CO.**

## **CHARTERED ACCOUNTANTS**

2. As required by section 143(5) of the Act, on the basis of such checks of the books and records of the company as we considered appropriate and according to the information and explanations given to us, we give in the 'Annexure B' a report on the directions issued by the Comptroller and Auditor General of India.
3. As required by section 143(3) of the Act, we report that :
  - a) We have sought and obtained all the information and explanations which to the best of our knowledge and belief were necessary for the purposes of our audit.
  - b) In our opinion, proper books of account as required by law have been kept by the Company so far as it appears from our examination of those books.
  - c) The Balance Sheet, the statement of Profit and Loss (including other comprehensive income), the statement of Changes in Equity and the Statement of Cash Flows dealt with by this report are in agreement with the books of account.
  - d) In our opinion, the aforesaid Standalone Financial Statements comply with the Indian Accounting Standards specified under section 133 of the Act.
  - e) Being a Government Company, pursuant to the notification no. GSR 463(E) dtd. 5<sup>th</sup> June 2015 issued by the Ministry of Corporate Affairs, Government of India, provisions of sub sections (2) of section 164 of the Companies Act, 2013 are not applicable to the company.
  - f) As per notification no. GSR 463 (E) dtd. 5<sup>th</sup> June 2015 issued by the Ministry of Corporate Affairs, Government of India, section 197 of the Act, as regards managerial remuneration, is not applicable to the Government Companies. Accordingly, reporting in accordance with requirement of provisions of section 197(16) of the Act is not applicable to the company.
  - g) With respect to the adequacy of the Internal Financial Controls with reference to Standalone Financial Statements of the Company and the operating effectiveness of such controls, refer to our separate report in 'Annexure C'.
  - h) With respect to the other matters to be included in the Auditors Report in accordance with Rule 11 of the Companies (Audit and Auditors) Rules, 2014, as amended, in our opinion and to the best of our information and according to the explanations given to us;
    - i) The Company has disclosed the impact of pending litigations on its financial position in its Standalone Financial Statements – refer note no. 54 to the Standalone Financial Statements;



# **L.K.KEJRIWAL & CO.**

## **CHARTERED ACCOUNTANTS**

- ii) The Company has made provision, as required under the applicable Law or Indian Accounting Standards, for material foreseeable losses, if any, on long term contracts; and
- iii) The Company has no case of transferring any amount to the Investor, Education and Protection Fund as per the provisions of the Act.
- iv) a) The management has represented that, to the best of its knowledge and belief, no funds have been advanced or loaned or invested (either from borrowed funds or share premium or any other sources or kind of funds) by the Company to or in any other persons or entities, including foreign entities ("Intermediaries"), with the understanding, whether recorded in writing or otherwise, that the Intermediary shall directly or indirectly lend or invest in other persons or entities identified in any manner whatsoever by or on behalf of the Company ("Ultimate Beneficiaries") or provide any guarantee, security or the like on behalf of the Ultimate Beneficiaries.
- b) The management has represented, that, to the best of its knowledge and belief, no funds have been received by the Company from any persons or entities, including foreign entities ("Funding Parties"), with the understanding, whether recorded in writing or otherwise, that the Company shall directly or indirectly, lend or invest in other persons or entities identified in any manner whatsoever by or on behalf of the Funding Party ("Ultimate Beneficiaries"), or provide any guarantee, security or the like on behalf of the Ultimate Beneficiaries; and
- c) Based on such audit procedure as considered reasonable and appropriate in the circumstances, nothing has come to our notice that has caused us to believe that the representations under sub clause (iv)(a) and (iv)(b) above contain any material mis-statement.



# L.K.KEJRIWAL & CO.

## CHARTERED ACCOUNTANTS

- v) As stated in Note 80 of the accompanying Standalone Financial Statements and based on our examination which included test checks, the Company, in respect of financial year commencing on 01 April 2024, has used an accounting software for maintaining its books of account which has a feature of recording Audit Trail (Edit Log) facility and the same has been operated throughout the year for all relevant transactions recorded in the softwares. Further, during the course of our audit we did not come across any instance of audit trail feature being tampered with. Additionally, the audit trail has been preserved by the company as per the the statutory requirements for record retention.
- vi) The Company has not declared or paid any dividend during the year and therefore compliance with Section 123 of the Act is not applicable.

For **L.K.KEJRIWAL & CO.**

Chartered Accountants

Firm Registration No.: 001368C



*R. Sangneria*

[ CA Rakesh Sangneria ]

Partner

Membership No. 073232

UDIN : 25073232 B7J6UY 8384.

PLACE : PATNA

DATE : 30 APR 2025

# **L.K.KEJRIWAL & CO.**

CHARTERED ACCOUNTANTS

## **Annexure A to the Independent Auditors' Report**

(Referred to in Paragraph 1 under "Report on other Legal and Regulatory Requirements" Section of Independent Auditors' Report of even date on the Standalone Financial Statement for the year ended 31 March 2025 )

---

To the best of our information and according to the explanations provided to us by the Company and the books of account and other records examined by us in the normal course of audit, we report that :

i. In respect of the Company's property, plant and equipment, right of use assets and intangible assets :

(a) (A) The Company has generally maintained proper records showing full particulars, including quantitative details and situation of Property, Plant and Equipment.

(B) The Company has maintained proper records showing full particulars of intangible assets.

(b) The company has a programme of physical verification of Property, Plant and Equipment once in a period of three years but the same has not been physically verified during the year.

(c) The title deeds of all the immovable properties (other than properties where the Company is the lessee and the lease agreements are duly executed in favour of the lessee) disclosed in the financial statements are held in the name of the company,

(d) The Company has not revalued any of its Property, Plant and Equipment (including right of use assets) or intangible assets or both during the year.

(e) As per information and explanation given to us, no proceedings have been initiated or are pending against the Company for holding any Benami Property under the 'Benami Transactions (Prohibition) Act, 1988' (as amended in 2016) and Rules made thereunder.



# **L.K.KEJRIWAL & CO.**

## **CHARTERED ACCOUNTANTS**

- ii. (a) Physical verification of inventory has been conducted during the year, the periodicity of which appears reasonable. According to the information and explanations given to us, no material discrepancies have been noticed on such verification during the year.
- (b) The Company has been sanctioned working capital limits in excess of Rs. 5 crores, in aggregate, from banks or financial institutions on the basis of security of current assets during the year and the returns or statements filed by the Company with such banks or financial institutions are in agreement with the books of account of the company.
- iii. According to the information and explanations given to us, the company has not, during the year, made investments in, or provided any guarantee or security or granted any loans or advances in the nature of loans, secured or unsecured to companies, firms, limited liability partnerships or any other parties. Accordingly, the provisions of clause 3(iii)(a) to 3(iii)(f) are not applicable to the company and hence not commented upon.
- iv. The Company has not granted any loans or given any guarantee and security covered under sections 185 and 186 of the Companies Act, 2013.
- v. According to the information and explanations given to us, the company has not accepted any deposit or amounts which are deemed to be deposits, Hence, reporting under clause 3 (v) of the Order is not applicable.
- vi. We have broadly reviewed the accounts and records maintained by the Company pursuant to the Rules made by the Central Government for the maintenance of cost records under sub-section (l) of section 148 of the Companies Act, 2013 read with companies (Cost records and Audit) Rules, 2014, as amended, and we are of the opinion that, prima facie, the prescribed accounts and records have been made and maintained. We have not, however, made detailed examination of the records with a view to determine whether they are accurate and complete.
- vii. (a) According to the information and explanation given to us, Undisputed Statutory dues including provident fund, employees' state insurance, income tax, sales tax, service tax, GST, duty of customs, duty of excise, value added tax, cess and any other Statutory dues have generally been regularly deposited with the appropriate authorities. There are no undisputed dues outstanding as on the last day of the financial year concerned for a period of more than six months from the date they became payable. We have been informed that employees' state insurance is not applicable to the company.



# **L.K.KEJRIWAL & CO.**

## **CHARTERED ACCOUNTANTS**

(b) Details of Statutory dues referred to in sub-clause (a) above which have not been deposited on account of which disputes are given below :

Name of the Statute	Nature of dues	Amount (Rs. in lakhs)	Period to which the amount relates (Assessment Year)	Forum where the dispute is pending
Bihar Value Added Tax Act, 2005	VAT	698.44	2010-11	Commercial Tax Tribunal, Bihar
Bihar Entry Tax, 1993	Entry Tax	68.12	2010-11	Commercial Tax Commissioner, Bihar
Bihar Value Added Tax Act, 2005	VAT	93.81	2012-13	Commercial Tax Commissioner, Bihar
Bihar Value Added Tax Act, 2005	VAT	71.65	2013-14	Commercial Tax Commissioner, Bihar
Bihar Value Added Tax Act, 2005	VAT	38.76	2014-15	Commercial Tax Commissioner, Bihar
Bihar Value Added Tax Act, 2005	VAT	92.09	2015-16	Commercial Tax Commissioner, Bihar
Income Tax Act, 1961	Income Tax	1.46	2017-18	Commissioner (Appeal)
Central Excise Act, 1944	Excise Duty Service Tax	243.47	2014-15	CESTAT, Kolkata
GST Act, 2017	GST	86.70	2018-19	Appeal to be filed with GST Tribunal
SGST Act, 2017	GST	2.78	2017-18	Appeal to be filed with GST Tribunal
Service tax Act	Service tax	590.33	2014-15 to 2017-18	Appeal to be filed with Commissioner (Appeal)



# **L.K.KEJRIWAL & CO.**

## **CHARTERED ACCOUNTANTS**

- viii. As informed, the Company has not surrendered or disclosed as income during the year any transactions not recorded in the books of account in the tax assessments under the Income Tax Act, 1961.
- ix. (a) In our opinion and according to the information and explanations given to us, the company has not defaulted in repayment of loans or other borrowings or in the payment of interest thereon to any lender.
- (b) As informed, the company has not been declared a wilful defaulter by any bank or financial institution or other lender.
- (c) In our opinion and according to the information and explanations given to us, the Company has not taken any term loan during the year and there are no outstanding term loans at the beginning of the year, and hence reporting under Clause 3 (ix)(c) of the Order is not applicable.
- (d) As informed and based on our examination of the books and records of the company, funds raised on short term basis have, prima facie, not been utilized for long term purposes during the year.
- (e) As the Company does not have any subsidiary, as informed and based on our examination of the books and records of the company, the Company has not taken any funds from any entity or person on account of or to meet the obligations of its subsidiaries. and hence reporting on clause 3(ix)(e) of the Order is not applicable.
- (f) As informed and based on our examination of the books and records of the company, the Company has not raised loans during the year on the pledge of securities held in its subsidiaries, Joint Ventures or associate companies, hence reporting on clause 3(ix)(f) of the Order is not applicable.
- x. (a) The Company has not raised money by way of initial public offer or further public offer (including debt instruments) during the year and hence reporting on clause 3(x)(a) of the Order is not applicable.
- (b) The Company has not made any preferential allotment or private placement of shares or convertible debentures (fully, partially or optionally convertible) during the year and hence reporting on clause 3(x)(b) of the Order is not applicable. However, 74409140 equity shares of Rs. 10 each have been allotted to HPCL, the hundred percent holding company during the year.



# **L.K.KEJRIWAL & CO.**

## **CHARTERED ACCOUNTANTS**

- xi. (a) According to the information and explanations given to us and as represented by the Management, no case of material frauds by the Company or any material fraud on the company has been noticed or reported during the year.
- (b) No report under sub-section (12) of section 143 of the Companies Act has been filed by the auditors in Form ADT-4 as prescribed under Rule 13 of Companies (Audit and Auditors) Rules, 2014 with the Central Government., during the year and up to the date of this report.
- (c) As informed by the Management, the Company has not received any whistle-blower complaints during the year.
- xii. (a) The Company is not a Nidhi Company, hence reporting under clause 3 (xii)(a),(b) & (c) of the Order, for Nidhi Company, are not applicable to the company.
- xiii. In our opinion and according to the information and explanation given to us, the Company has complied with the provisions of Section 177 and 188 of the Companies Act, 2013 w.r.t. transactions with the related parties, wherever applicable. Details of the transactions with the related parties have been disclosed in the Standalone financial statements as required by the applicable Indian Accounting Standards.
- xiv. a) As informed, the internal audit of the company is carried out by its Holding company, HPCL . In our opinion, the internal audit system is commensurate with the size and nature of its business.
- b) We have considered the report of the Internal Auditor for the year 2023-24 . As informed, internal audit for the year 2024-25 has been conducted but report of the same had not been received till date.
- xv. As informed, the company has not entered into any non-cash transactions with directors or persons connected with them as covered under section 192 of Companies Act, 2013.
- xvi. (a) In our opinion, and according to the information and explanation given to us, the company is not required to be registered under section 45-1A of the Reserve Bank of India Act, 1934 and hence reporting under clause 3 (xvi)(a) and (b) of the Order is not applicable.
- (b) According to the information and explanation given to us, the Company is not a Core Investment Company (CIC) as defined under the Regulations by the Reserve Bank of India. Accordingly, provisions of clause 3(xvi) (c) and (d) of the Order is not applicable.
- xvii. The Company has incurred cash losses of Rs. 603.20 lakhs only during the current financial year but did not incur any cash losses during the immediately preceding financial year.



# L.K.KEJRIWAL & CO.

## CHARTERED ACCOUNTANTS

- xviii. There has been no resignation of the statutory auditors of the company during the year.
- xix. On the basis of the financial ratios, ageing and expected dates of realization of financial assets and payment of financial liabilities, other information accompanying the financial statements, and our knowledge of the Board of Directors and Management plans, and based on our examination of the evidence supporting the assumptions, nothing has come to our attention, which causes us to believe that any material uncertainty exists as on the date of the audit report indicating that the company is not capable of meeting its liabilities existing at the date of balance sheet as and when they fall due within a period of one year from the balance sheet date. We, however, state that this is not an assurance as to the future viability of the company. We further state that our reporting is based on the facts up to the date of the audit report and we neither give any guarantee nor any assurance that all liabilities falling due within a period of one year from the balance sheet date, will get discharged by the Company as and when they fall due.
- xx. There are no unspent amounts towards Corporate Social Responsibility (CSR) due to continuous losses being incurred by the company. Accordingly, reporting under clause 3 (xx)(a) and (b) of the Order is not applicable for the year.

For **L.K.KEJRIWAL & CO.**

Chartered Accountants

Firm Registration No.: 001368C



*R. Sangneria*

[ CA Rakesh Sangneria ]

Partner

Membership No. 073232

UDIN : 25073232BMJQBY8384.

PLACE: PATNA

DATE : 30 APR 2025

# **L.K.KEJRIWAL & CO.**

CHARTERED ACCOUNTANTS

## **Annexure B to the Independent Auditors' Report**

(Referred to in Paragraph 2 under 'Report on other Legal and Regulatory Requirements' section of Independent Auditors' Report of even date on the Standalone Financial Statements for the year ended 31<sup>st</sup> March 2025)

Sl. No.	Directions u/s 143(5) of the Companies Act, 2013	Auditors' reply on action taken on the directions	Impact on financial statement
1.	Whether the Company has system in place to process all the accounting transactions through IT system? If yes, the Implications of processing of Accounting transactions outside IT system on the integrity of the accounts along with the financial implications, if any, may be stated.	The Company has Standalone Digisure ERP Software in place at both of its Plants (Sugauli and Lauria) and at its Head Office at Patna to process all the accounting transactions. However consolidation of the separate Trial Balances generated by this software at each place is done at Head Office manually in Excel programme from which the Financial Statements are prepared.	<b>No material impact.</b>
2.	Whether there is any restructuring of an existing loan or cases of waiver/ write off of debts/ loans/ interest etc. made by a lender to the Company due to the company's inability to repay the loan? If yes, the financial impact may be stated.  Whether such cases are properly accounted for?	Based on our Audit and according to the information and explanations given to us, no such restructuring of existing loan or waiver/ write off of debts/ loans/ interest etc. were made by a lender to the Company, due to the Company's inability to repay the loan.	Nil



# L.K.KEJRIWAL & CO.

## CHARTERED ACCOUNTANTS

3.	Whether funds (grants/subsidy etc.) received/ receivable for specific schemes from Central/ State Government or its agencies were properly accounted for/ utilized as per its terms and conditions? List the case of deviation.	Based on our Audit and according to the information and explanations given to us, the Company has accounted for and utilized the funds received for specific schemes from Central/ State Government or its agencies as per its terms and conditions.	Nil
----	---	--	-----

For **L.K.KEJRIWAL & CO.**

Chartered Accountants

Firm Registration No.: 001368C



*R. Sangneria*

[ CA Rakesh Sangneria ]

Partner

Membership No. 073232

UDIN : 25073232BMJ&UY 8384

PLACE : PATNA

DATE : 30 APR 2025

# **L.K.KEJRIWAL & CO.**

CHARTERED ACCOUNTANTS

## **Annexure C to the Independent Auditors' Report**

(Referred to in Paragraph 3(g) under 'Report on other Legal and Regulatory Requirements' section of our Report of even date on the Standalone Financial Statements for the year ended 31<sup>st</sup> March 2025)

### **Report on the Internal Financial Controls under section 143(3)(i) of the Companies Act, 2013 ("the Act")**

We have audited the internal financial controls with reference to Standalone Financial Statements of HPCL Biofuels Limited ('the Company') as of 31<sup>st</sup> March 2025 in conjunction with our audit of the Standalone Financial Statements of the Company for the year ended on that date.

### **Management's Responsibility for Internal Financial Controls**

The Company's Management is responsible for establishing and maintaining internal financial controls with reference to Standalone Financial Statements based on the internal control over financial reporting criteria established by the Company considering the essential components of internal control stated in the Guidance Note on Audit of Internal Financial Controls Over Financial Reporting issued by the Institute of Chartered Accountants of India ('ICAI'). These responsibilities include the design, implementation and maintenance of adequate internal financial controls that were operating effectively for ensuring the orderly and efficient conduct of its business, including adherence to Company's policies, the safeguarding of its assets, the prevention and detection of frauds and errors, the accuracy and completeness of the accounting records, and the timely preparation of reliable financial information, as required under the Companies Act, 2013.

### **Auditors' Responsibility**

Our responsibility is to express an opinion on the Company's internal financial controls with reference to Standalone Financial Statements based on our audit. We conducted our audit in accordance with the Guidance Note on Audit of Internal Financial Controls Over Financial Reporting (the "Guidance Note") and the Standards on Auditing, issued by ICAI and deemed to be prescribed under Section 143 (10) of the Companies Act, 2013, to the extent applicable to an audit of internal financial controls, both applicable to an audit of Internal Financial Controls and, both issued by ICAI. Those Standards and the Guidance Note require that we comply with ethical requirements and plan and perform the audit to obtain reasonable assurance about whether adequate internal financial controls with reference to Standalone Financial Statements was established and maintained and if such controls operated effectively in all material respects.



# **L.K.KEJRIWAL & CO.**

## **CHARTERED ACCOUNTANTS**

Our audit involves performing procedures to obtain audit evidence about the adequacy of the internal financial controls system with reference to Standalone Financial Statements and their operating effectiveness. Our audit of internal financial controls with reference to Standalone Financial Statements included obtaining an understanding of internal financial controls with reference to Standalone Financial Statements, assessing the risk that a material weakness exists, and testing and evaluating the design and operating effectiveness of internal control based on the assessed risk. The procedures selected depend on the auditor's judgement, including the assessment of the risks of material misstatement of the standalone financial statements, whether due to fraud or error.

We believe that the audit evidence we have obtained is sufficient and appropriate to provide a basis for our audit opinion on the Company's internal financial controls system with reference to Standalone Financial Statements.

### **Meaning of Internal Financial Controls with reference to Standalone Financial Statements**

A company's internal financial control with reference to Standalone Financial Statements is a process designed to provide reasonable assurance regarding the reliability of financial reporting and the preparation of standalone financial statements for external purposes in accordance with generally accepted accounting principles. A company's internal financial control with reference to Standalone Financial Statements includes those policies and procedures that (1) pertain to the maintenance of records that, in reasonable detail, accurately and fairly reflect the transactions and dispositions of the assets of the Company ; (2) provide reasonable assurance that transactions are recorded as necessary to permit preparation of standalone financial statements in accordance with generally accepted accounting principles, and that receipts and expenditures of the Company are being made only in accordance with authorizations of the Management and directors of the Company; and (3) provide reasonable assurance regarding prevention or timely detection of unauthorized acquisition, use, or disposition of the Company's assets that could have a material effect on the standalone financial statements.

### **Inherent Limitations of Internal Financial Controls with reference to Standalone Financial Statements**

Because of the inherent limitations of internal financial controls with reference to Standalone Financial Statements, including the possibility of collusion or improper management override of controls, material misstatements due to error or fraud may occur and not be detected. Also, projections of any evaluation of the internal financial controls with reference to Standalone Financial Statements to future periods are subject to the risk that the internal financial control with reference to Standalone Financial Statements may become inadequate because of changes in conditions, or that the degree of compliance with the policies or procedures may deteriorate.



# **L.K.KEJRIWAL & CO.**

**CHARTERED ACCOUNTANTS**

## **Opinion**

In our opinion, to the best of our information and according to the explanations given to us, the Company has, in all material respects, an adequate internal financial controls with reference to the Standalone Financial Statements in place and such internal financial controls with reference to the Standalone Financial Statements were operating effectively as at 31<sup>st</sup> March 2025, based on the criteria for internal controls with reference to the Standalone Financial Statements established by the Company considering the components of internal controls stated in the Guidance Note on Audit of Internal Financial Controls over Financial Reporting issued by the ICAI.



PLACE : PATNA

DATE : 30 APR 2025

For **L.K.KEJRIWAL & CO.**

Chartered Accountants

Firm Registration No.: 001368C

*R. Sangneria*

[ CA Rakesh Sangneria ]

Partner

Membership No. 073232

UDIN : 25073232 BMJQ.UY 8384.



**HPCL BIOFUELS LIMITED**  
CIN: U24290BR2009GOI014927  
Balance Sheet as on 31st March, 2025

Amount in ₹ Lakhs

Particulars	Note No.	As on 31st March, 2025	As on 31st March, 2024
		(Audited)	(Audited)
<b>I ASSETS</b>			
<b>Non-Current Assets</b>			
(a) Property, Plant and Equipment	3	40,122.82	41,131.41
(b) Capital work in progress	4	7,029.21	1,430.88
(c) Other Intangible Assets	3	4.08	2.94
(d) Financial Assets			
(i) Investments		-	-
(ii) Long-Term Loans		-	-
(iii) Other Financial Assets	5	-	-
(e) Deferred Tax Assets (Net)		-	-
(f) Other Non-Current Assets	6	1,731.80	2,430.59
<b>Current Assets</b>			
(a) Inventories	7	17,732.88	24,418.14
(b) Financial Assets			
(i) Investments		-	-
(ii) Trade Receivable	8	3.48	26.34
(iii) Cash & Cash Equivalents	9	1,343.00	869.40
(iv) Short-Term Loans	10	2.53	2.53
(v) Others	11	71.60	16.42
(c) Current Tax Assets (Net)		-	-
(d) Other Current Assets	12	1,631.04	1,341.62
Assets Held for Sale		54.26	54.26
<b>TOTAL</b>		<b>69,726.70</b>	<b>71,724.53</b>
<b>II EQUITY AND LIABILITIES</b>			
<b>1. EQUITY</b>			
(a) Equity Share Capital	13	132,565.15	125,124.24
(b) Other Equity	14	(86,988.55)	(83,605.90)
<b>2. Share Application Money Pending Allotment</b>	13	-	-
<b>3. Non-Current Liabilities</b>			
(a) Financial Liabilities			
(i) Borrowings	16	-	-
(ia) Lease Liabilities	16A	40.15	-
(b) Provisions	17	-	-
(c) Deferred tax liabilities (net)		-	-
(d) Other non-current liabilities	18	2,200.17	2,321.25
<b>4. Current Liabilities</b>			
(a) Financial Liabilities			
(i) Borrowings	19	12,197.27	12,182.30
(ia) Lease Liabilities	19A	15.00	4.17
(ii) Trade Payables :-			
(a) Total outstanding dues of micro & small enterprises	20	40.79	212.26
(b) Total outstanding dues of creditors other than micro & small enterprises	20	1,992.57	5,559.26
(iii) Other Financial Liabilities	21	5,579.17	4,523.40
(b) Other Current Liabilities	22	1,161.57	4,646.26
(c) Provisions	23	923.41	757.29
(d) Current tax liabilities (net)			
<b>TOTAL</b>		<b>69,726.70</b>	<b>71,724.53</b>

**Material Accounting Policy Information and Notes(3 to 84 )forming Part of Accounts are integral part of the Financial Statements**

**As per our report of even date attached**

**For L.K. KEJRIWAL & CO.**

Chartered Accountants

Firm Registration No:001368C

**For and on behalf of the Board**

**S Bharathan**  
Chairman  
DIN-09561481

**Goud C Sridhar**  
Director  
DIN-08466543

CA Rakesh Sangneria  
Partner  
Membership No: 073232

Place: Patna  
Date :30.04.2025

**Prakash Kumar**  
Chief Financial Officer  
PAN- AEWPK4643K

**Sanjay Kumar Barman**  
Chief Executive Officer  
PAN- AFEPB4173Q

**Heena Shah**  
Company Secretary  
ACS-13736

**HPCL BIOFUELS LIMITED**

CIN: U24290BR2009GOI014927

**Statement of Profit and Loss for the Financial Year Ended 31st March, 2025**

Amount in ₹ Lakhs

Particulars	Note No.	Amount in ₹ Lakhs	
		As on 31st March, 2025 (Audited)	As on 31st March, 2024 (Audited)
<b>Income</b>			
I. Revenue from Operations (Gross)	24	43,691.18	38,607.10
II. Other Income	25	565.30	390.18
<b>Total Income (I+II)</b>		<b>44,256.48</b>	<b>38,997.28</b>
<b>Expenses</b>			
Cost of Materials Consumed	26	26,793.59	28,737.56
Consumption of Stores & Consumables		575.17	455.84
Packing Expenses		370.49	330.21
Power & Fuels	27	2,106.18	1,163.74
Changes in Inventories of Finished Goods, WIP & Stock in Trade	28	6,914.71	(1,627.33)
Employee Benefits Expense	29	3,840.44	3,530.43
Chemicals Consumed		500.57	479.44
Finance Costs	30	956.27	842.63
Depreciation & Amortization Expense		2,866.75	2,850.67
Other Expenses	31	2,673.22	3,034.23
<b>Total Expenses</b>		<b>47,597.39</b>	<b>39,797.42</b>
<b>Profit / (Loss) Before Exceptional Items and Tax</b>		<b>(3,340.91)</b>	<b>(800.14)</b>
<b>Exceptional Items</b>			
Provision for Gain/(Loss) on Inventory Variation	32	-	-
<b>Profit / (Loss) Before Tax</b>		<b>(3,340.91)</b>	<b>(800.14)</b>
<b>Tax Expense</b>			
(1) Current Tax		-	-
(2) Deferred Tax		-	-
<b>Profit / (Loss) from Continuing Operations</b>		<b>(3,340.91)</b>	<b>(800.14)</b>
<b>Discontinuing Operations</b>			
Profit / (Loss) from Discontinuing Operations (Before Tax)		-	-
<b>Total Operations</b>			
Tax Expense on Discontinuing Operations		-	-
Profit/(Loss) from Discontinuing Operations (After Tax)		-	-
<b>Profit / (Loss) for the Year</b>		<b>(3,340.91)</b>	<b>(800.14)</b>
<b>Other Comprehensive Income</b>			
A (i) Items that will not be reclassified to profit or loss		(41.74)	(51.47)
(ii) Income tax on above		-	-
B (i) Items that will be reclassified to profit or loss		-	-
(ii) Income tax on above		-	-
Total Other Comprehensive Income for the period		(41.74)	(51.47)
<b>Total Comprehensive Income for the period</b>		<b>(3,382.65)</b>	<b>(851.61)</b>
<b>Earnings Per Equity Share (Face Value of ₹10/- each) :-</b>			
(1) Basic (Amount in ₹)		(0.25)	(0.06)
(2) Diluted (Amount in ₹)		(0.25)	(0.06)

**Material Accounting Policy Information and Notes(3 to 84 )forming Part of Accounts are integral part of the Financial Statements**

As per our report of even date attached

For L.K. KEJRIWAL &amp; CO.

Chartered Accountants

Firm Registration No:001368C

For and on behalf of the Board

**S Bharathan**Chairman  
DIN-09561481**Goud C Sridhar**Director  
DIN-08466543**CA Rakesh Sanganeria**

Partner

Membership No: 073232

**Prakash Kumar**Chief Financial Officer  
PAN- AEWPK4643K**Sanjay Kumar Barman**Chief Executive Officer  
PAN- AFEPB4173Q**Heena Shah**Company Secretary  
ACS-13736

Place : Patna

Date :30.04.2025



## **NOTES FORMING PART OF THE FINANCIAL STATEMENTS FOR THE YEAR 2024-2025**

### **1. CORPORATE INFORMATION**

The Company (HPCL Biofuels Ltd or HBL) has been formed as a wholly owned subsidiary of M/s Hindustan Petroleum Corporation Limited (HPCL), a Public Sector undertaking, as a backward integration initiative. The Company had taken over two of the closed sugar mills of Bihar State Sugar Corporation at Sugauli in East Champaran and Lauriya in West Champaran in the state of Bihar. The company is engaged in the business of manufacturing sugar and ethanol from crushing of sugarcane and generation of power from the bagasse.

### **2. STATEMENT OF MATERIAL ACCOUNTING POLICY INFORMATION**

#### **A. Authorization of financial statements**

The Financial Statements were authorized for issue in accordance with a resolution of the directors on 30th April, 2025

#### **B. Basis of preparation of Financial Statements**

The Financial Statements are prepared in accordance with Indian Accounting Standards (Ind AS) notified under Section 133 of the Companies Act, 2013 read with Companies (Indian Accounting Standards) Rules, 2015; and the other relevant Provisions of Companies Act, 2013 and Rules thereunder.

The Financial Statements have been prepared under historical cost convention basis except for certain assets and liabilities, which are measured at fair value.

**The Company's presentation and functional currency is ₹ in Lakhs.**

#### **C. Use of judgments, estimates & assumptions**

While preparing financial statements in conformity with Ind AS, we make certain estimates and assumptions that require subjective and complex judgments. These judgments affect the application of accounting policies and the reported amount of assets, liabilities, income and expenses, disclosure of contingent liabilities at the statement of financial position date and the reported amount of income and expenses for the reporting period. Financial reporting results rely on our estimate of the effect of certain matters that are inherently uncertain. Future events rarely develop exactly as forecast and the best estimates require adjustments, as actual results may differ from these estimates under different assumptions or conditions. We continually evaluate these estimates and assumptions based on the most recently available information.



Revisions to accounting estimates are recognized in the period in which the estimates are revised and in any future periods affected. In particular, information about significant areas of estimation uncertainty and critical judgments in applying accounting policies that have the most significant effect on the amounts recognized in the financial statements are as below-

- Financial instruments;
- Useful lives of property, plant and equipment and intangible assets;
- Valuation of inventories;
- Measurement of recoverable amounts of cash-generating units;
- Assets and obligations relating to employee benefits;
- Provisions;
- Evaluation of recoverability of deferred tax assets; and
- Contingencies.

#### **D. Property, Plant and Equipment**

- Property, plant and equipment is stated at cost, less accumulated depreciation and accumulated impairment losses. The initial cost of an asset comprises its purchase price or construction cost, any costs directly attributable to bringing the asset into the location and condition necessary for it to be capable of operating in the manner intended by management, the initial estimate of any decommissioning obligation, if any, and, for assets that necessarily take a substantial period of time to get ready for their intended use, finance costs. The purchase price or construction cost is the aggregate amount paid and the fair value of any other consideration given to acquire the asset.
- An item of property, plant and equipment and any significant part initially recognized is derecognized upon disposal or when no future economic benefits are expected from its use or disposal. Any gain or loss arising on derecognition of the asset (calculated as the difference between the net realizable value and the carrying amount of the asset) is included in the Statement of Profit and Loss when the asset is derecognized.
- The residual values and useful lives of property, plant and equipment are reviewed at each financial year end and changes, if any, are accounted prospectively.
- Stores & Spares which meet the definition of property plant and equipment and satisfy the recognition criteria of Ind AS 16 are capitalized as property, plant and equipment.
- Depreciation on Fixed Assets is provided on the Straight Line method on the basis of useful life determined, in the manner and at the rates calculated based on the useful life recommended under Schedule II to the Companies Act, 2013 and is charged pro rata on a daily basis on assets, from/up to and inclusive of the month of capitalization/sale, disposal or deletion during the year. In case of restatement of carrying value of any asset due to any price adjustments warranted due to receipt of government grants, the



depreciation on revised unamortized depreciable amount is charged prospectively over the residual useful life of the asset. Residual value has been considered at 5%.

Depreciation on stores and spares specific to an item of property, plant and equipment is based on life of the related property, plant and equipment.

#### **E. Intangible assets**

- Intangible assets acquired separately are measured on initial recognition at cost. Following initial recognition, intangible assets are carried at cost less any accumulated amortization and accumulated impairment losses. Internally generated intangibles, excluding capitalized development costs, are not capitalized and the related expenditure is reflected in Statement of Profit or Loss in the period in which the expenditure is incurred.
- Cost of Software directly identified with hardware is capitalized along with the cost of hardware. Application software is capitalized as Intangible Asset.
- Intangible assets are amortized on straight line basis over their useful economic life and assessed for impairment whenever there is an indication that the intangible asset may be impaired. The amortization period and the amortization method for an intangible asset with a finite useful life are reviewed at each year end. The amortization expense on intangible assets with finite lives and impairment loss is recognized in the statement of profit and loss.

#### **F. Cash Flow Statement**

The cash flow statement is prepared by indirect method set out in Ind AS 7 on cash flow statements and presents the cash flows by operating, investing & financing activities of the company. Cash & cash equivalent presented in the cash flow statement consist of balance in the Bank account and cash in hand.

#### **G. Borrowing Cost**

Borrowing costs directly attributable to the acquisition, construction or production of an asset that necessarily takes a substantial period of time to get ready for its intended use or sale are capitalized as part of the cost of the asset. All other borrowing costs are expensed in the period in which they occur.

Borrowing costs consist of interest and other costs that an entity incurs in connection with the borrowing of funds.



## **H. Impairment of non-financial assets**

At each balance sheet date, an assessment is made of whether there is any indication of impairment.

If any indication exists, or when annual impairment testing for an asset is required, the Company estimates the asset's recoverable amount. An asset's recoverable amount is the higher of an asset's or cash-generating units (CGU) fair value less costs of disposal and its value in use. Recoverable amount is determined for an individual asset, unless the asset does not generate cash inflows that are largely independent of those from other assets or groups of assets.

When the carrying amount of an asset or CGU exceeds its recoverable amount, the asset is considered impaired and is written down to its recoverable amount.

In assessing value in use, the estimated future cash flows are discounted to their present value using a pre-tax discount rate that reflects current market assessments of the time value of money and the risks specific to the asset. In determining fair value less costs of disposal, recent market transactions are taken into account. If no such transactions can be identified, an appropriate valuation model is used.

## **I. Inventories**

- Finished goods are valued at cost on FIFO basis or net realizable value whichever is lower. Cost includes Material Cost, Conversion cost and other cost incurred to bring the inventory to its present condition and location. Absolute Alcohol has been considered as finished product as it meets all specs of ethanol.
- Work In Progress is valued at lower of cost or estimated realizable value. Cost includes Material Cost & conversion cost as applicable.
- By products are valued at estimated realizable value.
- Stock in trade is valued at cost on weighted average basis or net realizable value whichever is lower.
- Stores and spares which do not meet the recognition criteria under Property, Plant and Equipment are valued at weighted average cost.

## **J. Government Grants**

- Government grants are recognized where there is reasonable assurance that the grant will be received and all attached conditions will be complied with.
- When the grant relates to an expense item, it is recognized as income on a systematic basis over the periods that the related costs, for which it is intended to compensate, are expensed.



- When the grant relates to an asset, it is recognized as income in equal amounts over the expected useful life of the related asset.
- When the grants received are non – monetary in nature, the asset and the grant are recorded at fair value amounts and recognized in profit or loss over the expected useful life in a pattern of consumption of the benefit of the underlying asset.

#### **K. Employee benefits**

- **Short-term employee benefits**

Short term employee benefits are recognized as an expense at an undiscounted amount in the Statement of Profit & Loss of the year in which the related services are rendered.

- **Post-employment benefits**

Liability towards gratuity is determined on actuarial valuation carried out by independent actuary at the year-end by using Projected Unit Credit method. Actuarial gains/losses arising on defined benefit plans are recognized in Other Comprehensive Income (OCI).

- **Other long-term employee benefits**

Provision for Leave Encashment is made based on the actuarial valuation and the difference in the provision required at year end is charged to the Profit & Loss Account. The provision is calculated using Projected Unit Credit Method.

#### **L. Revenue recognition -**

- The Company derives revenue majorly from sale of Sugar, Ethanol and Co-gen.
- Revenue is recognized to the extent that it is probable that the economic benefits will flow to the Company and the revenue can be measured reliably, regardless of when the payment is being made. Revenue is measured at the fair value of the consideration received or receivable, taking into account contractually defined terms of payment and excluding taxes or duties collected on behalf of the government.
- Revenue from the sale of goods is recognized when the significant risks and rewards of ownership of the goods have passed to the buyer, usually on delivery of the goods
- Effective from 1<sup>st</sup> April 2018, the company adopted Ind AS 115 “Revenue from contracts with Customers”. The effect on adoption of Ind AS 115 was insignificant on the entity. Further, there has not been any significant change on applying the Ind AS 115.
- Revenue from the sale of goods excludes any taxes and is measured at the fair value of the consideration received or receivable (after including fair value allocations related to multiple deliverables and/or linked arrangements), net of returns, taxes and applicable trade discounts and allowances.



## **M. Taxes on income**

- **Current Tax**

Income-tax Assets and liabilities are measured at the amount expected to be recovered from or paid to the taxation authorities. The tax rates and tax laws used to compute the amount are those that are enacted or substantively enacted, at the time of reporting.

For transactions and other events recognized outside profit or loss (either in other comprehensive income or directly in equity), any related tax effects are also recognized outside profit and loss (either in other comprehensive income or directly in equity, respectively) Current tax items are recognized in correlation to the underlying transaction either in OCI or directly in equity.

- **Deferred tax**

Deferred tax is provided using the liability method on temporary differences between the tax bases of assets and liabilities and their carrying amounts for financial reporting purposes at the reporting date.

Deferred tax liabilities are recognized for all taxable temporary differences.

Deferred tax assets are recognized for all deductible temporary differences, the carry forward of unused tax credits and any unused tax losses. Deferred tax assets are recognized to the extent that it is probable that taxable profit will be available against which the deductible temporary differences, and the carry forward of unused tax credits and unused tax losses can be utilized.

The carrying amount of deferred tax assets is reviewed at each reporting date and reduced to the extent that it is no longer probable that sufficient taxable profit will be available to allow all or part of the deferred tax asset to be utilized. Unrecognized deferred tax assets are re-assessed at each reporting date and are recognized to the extent that it has become probable that future taxable profits will allow the deferred tax asset to be recovered.

Deferred tax assets and liabilities are measured at the tax rates that are expected to apply in the year when the asset is realized or the liability is settled, based on tax rates (and tax laws) that have been enacted or substantively enacted at the reporting date.

For items outside Profit or loss account (in other comprehensive income or in equity), deferred tax is also recognized outside profit or loss only (either in other comprehensive income or in equity). Deferred tax items are recognized in correlation to the underlying transaction either in OCI or directly in equity.

Deferred tax assets and deferred tax liabilities are offset if a legally enforceable right exists to set off current tax assets against current tax liabilities and the deferred taxes relate to the same taxable entity and the same taxation authority.



## **N. Provisions and contingent liabilities**

Provisions are recognized when there is a present obligation (legal or constructive) as a result of a past event, it is probable that an outflow of resources embodying economic benefits will be required to settle the obligation and a reliable estimate can be made of the amount of the obligation.

The expenses relating to a provision is presented in the statement of profit and loss net of any reimbursement.

If the effect of the time value of money is material, provisions are discounted using a current pre-tax rate that reflects, when appropriate, the risks specific to the liability. When discounting is used, the increase in the provision due to the passage of time is recognized as a finance cost.

Contingent liabilities are possible obligations whose existence will only be confirmed by future events not wholly within the control of the Company, or present obligations where it is not probable that an outflow of resources will be required or the amount of the obligation cannot be measured with sufficient reliability.

Contingent liabilities are not recognized in the financial statements but are disclosed unless the possibility of an outflow of economic resources is considered remote.

## **O. Financial Instruments**

### **1) Financial Assets**

- **Classification**

The Company classifies financial assets as subsequently measured at amortized cost, fair value through other comprehensive income or fair value through profit or loss on the basis of its business model for managing the financial assets and the contractual cash flow characteristics of the financial asset.

- **Initial recognition and measurement**

All financial assets (not measured subsequently at fair value through profit or loss) are recognized initially at fair value plus transaction costs that are attributable to the acquisition of the financial asset. Purchases or sales of financial assets that require delivery of assets within a time frame established by regulation or convention in the market place (regular way trades) are recognized on the trade date, i.e., the date that the Company commits to purchase or sell the asset.

- **Debt instruments at amortized cost**

A debt instrument is measured at the amortized cost if both the following conditions are met:

- a) The asset is held within a business model whose objective is to hold assets for collecting contractual cash flows, and



- b) Contractual terms of the asset give rise on specified dates to cash flows that are solely payments of principal and interest (SPPI) on the principal amount outstanding.

After initial measurement, such financial assets are subsequently measured at amortized cost using the effective interest rate (EIR) method. Amortized cost is calculated by taking into account any discount or premium and fees or costs that are an integral part of the EIR. The EIR amortization is included in finance income in the Statement of Profit and Loss. The losses arising from impairment are recognized in the Statement of Profit and Loss. This category generally applies to trade and other receivables.

Debt instruments included within the fair value through profit and loss (FVTPL) category are measured at fair value with all changes recognized in the Consolidated Statement of Profit and Loss.

- **Equity investments**

All equity investments in scope of Ind AS 109 are measured at fair value. Equity instruments which are held for trading are classified as at FVTPL. For all other equity instruments, the Company decides to classify the same either as at fair value through other comprehensive income (FVTOCI) or FVTPL. The Company makes such election on an instrument-by-instrument basis. The classification is made on initial recognition and is irrevocable.

For equity instruments classified as FVTOCI, all fair value changes on the instrument, excluding dividends, are recognized in other comprehensive income (OCI). There is no recycling of the amounts from OCI to Consolidated Statement of Profit and Loss, even on sale of such investments.

Equity instruments included within the FVTPL category are measured at fair value with all changes recognized in the Statement of Profit and Loss.

- **De-recognition**

- A financial asset (or, where applicable, a part of a financial asset or part of a group of similar financial assets) is primarily derecognized (i.e. removed from the Company's balance sheet) when:

- The rights to receive cash flows from the asset have expired, or
- The Company has transferred its rights to receive cash flows from the asset or has assumed an obligation to pay the received cash flows in full without material delay to a third party under a 'pass-through' arrangement; and either:

- a) The Company has transferred substantially all the risks and rewards of the asset, or
- b) The Company has neither transferred nor retained substantially all the risks and rewards of the asset, but has transferred control of the asset.

- **Impairment of financial assets**

In accordance with Ind AS 109, the Company applies Expected Credit Loss (ECL) model for measurement and recognition of impairment loss on the following financial assets and credit risk exposure:



a) Financial assets that are debt instruments, and are measured at amortized cost e.g., loans, debt securities, deposits, and bank balance.

b) Trade receivables.

The Company follows 'simplified approach' for recognition of impairment loss allowance on trade receivables which do not contain a significant financing -component.

The application of simplified approach does not require the Company to track changes in credit risk. Rather, it recognizes impairment loss allowance based on lifetime ECLs at each reporting date, right from its initial recognition.

## ii. Financial Liabilities

- **Classification**

The Company classifies all financial liabilities as subsequently measured at amortized cost, except for financial liabilities at fair value through profit or loss. Such liabilities, including derivatives that are liabilities, shall be subsequently measured at fair value

- **Initial recognition and measurement**

Financial liabilities are classified, at initial recognition, as financial liabilities at fair value through profit or loss, loans and borrowings, payables, or as derivatives designated as hedging instruments in an effective hedge, as appropriate.

All financial liabilities are recognized initially at fair value and, in the case of loans and borrowings and payables, net of directly attributable transaction costs.

The Company's financial liabilities include trade and other payables, loans and borrowings including bank overdrafts, financial guarantee contracts and derivative financial instruments.

- **Loans and borrowings**

After initial recognition, interest-bearing loans and borrowings are subsequently measured at amortized cost using the EIR method. Gains and losses are recognized in Consolidated Statement of Profit and Loss when the liabilities are derecognized.

Amortized cost is calculated by taking into account any discount or premium on acquisition and fees or costs that are an integral part of the EIR. The EIR amortization is included as finance costs in the Consolidated Statement of Profit and Loss.

This category generally applies to interest-bearing loans and borrowings

- **De-recognition**

A financial liability is derecognized when the obligation under the liability is discharged or cancelled or expires. When an existing financial liability is replaced by another from the same lender on substantially different terms, or the terms of an existing liability are substantially modified, such an exchange or modification is treated as the derecognition



of the original liability and the recognition of a new liability. The difference in the respective carrying amounts is recognized in the Consolidated Statement of Profit and Loss.

#### **P. Offsetting of financial instruments**

Financial assets and financial liabilities are offset and the net amount is reported in the balance sheet if there is a currently enforceable legal right to offset the recognized amounts and there is an intention to settle on a net basis, to realize the assets and settle the liabilities simultaneously.

#### **Q. Fair value Measurement**

The Company measures certain financial instruments at fair value at each balance sheet date.

Fair value is the price that would be received to sell an asset or paid to transfer a liability in an orderly transaction between market participants at the measurement date. The fair value measurement is based on the presumption that the transaction to sell the asset or transfer the liability takes place either:

- In the principal market for the asset or liability, or
- In the absence of a principal market, in the most advantageous market for the asset or liability

The fair value of an asset or a liability is measured using the assumptions that market participants would use when pricing the asset or liability, assuming that market participants act in their economic best interest.

All assets and liabilities for which fair value is measured or disclosed in the financial statements are categorized within the fair value hierarchy, described as follows, based on the lowest level input that is significant to the fair value measurement as a whole:

Level 1 — Quoted (unadjusted) market prices in active markets for identical assets or liabilities

Level 2 — Valuation techniques for which the lowest level input that is significant to the fair value measurement is directly or indirectly observable

Level 3 — Valuation techniques for which the lowest level input that is significant to the fair value measurement is unobservable.

#### **R. Accounting/ Classification of Expenditure and Income**

1. Income / expenditure in aggregate pertaining to prior year(s) above the threshold limit are corrected retrospectively.



2. Prepaid expenses up to threshold limit in each case are charged to revenue as and when incurred.
3. Insurance claims are accounted on acceptance basis.
4. All other claims/entitlements are accounted on the merits of each case.

## **S. Leases**

1. Wherever a Contract conveys the right to control the use of an identified Asset by either of the Parties for a period of time and in exchange for consideration, there arises a Lease Contract. At inception of every Contract, the Company examines the existence to the lease elements in a Contract and thereafter carries out appropriate accounting either as Lessor or Lessee.
2. Being a lessee, at the commencement of the lease, the Company recognises right-of-use asset and lease liability, with an exception of short-term leases or lease of low-value underlying assets. The right-of-use asset is measured at cost, made up of the initial measurement of the lease liability, initial direct costs, an estimate of dismantling cost including removal of the asset at the end of the lease and any lease payments on or before commencement (net of any incentives received) of the lease; the lease liability is measured at Present Value of the lease payments to be made during the course of the lease by using company's borrowing rate. The variable lease payments, which do not depend on an index or a rate, are excluded from the measurement of lease liability. The Corporation has elected not to separate non-lease components in a contract and account as one unified lease contract covering all underlying assets by using the practical expedient prescribed in the Standard. On re-measurement of lease liability, the right-of-use asset is suitably readjusted unless such readjustment lead to a restatement of carrying value below zero, in which case, the resultant amount is directly routed through Statement of Profit and Loss Account.
3. Being a lessor, A lease is classified as a finance lease if it transfers substantially all the risks and rewards incidental to ownership of an underlying asset. In all other cases, it is treated as operating lease. The Company recognizes assets held under a finance lease in its balance sheet and present them as a receivable at an amount equal to the net investment in the lease. Rental income from operating lease is recognised on a straight-line basis over the term of the relevant lease except where another systematic basis is more representative of the time pattern of the benefit derived from the asset given on lease.
4. Under sub-lease agreement, the sublease is classified by reference to the right-of-use asset arising from the head lease, rather than by reference to the economic useful life of the underlying asset. Since right of use asset arising from head lease is recognised as operating lease, rental income from operating lease is recognised on a straight-line basis over the term of the relevant lease except where another systematic basis is more representative of the time pattern of the benefit derived from the asset given on lease.



### 33. Segment Reporting

The company deals in the manufacturing and sales of Sugar, Ethanol and generation of Power. Business segment has been taken as Primary Segment as three products are subject to different risks and rewards. There is no geographical segment as both the units operate in same location and business environment.

Amount (₹ in Lakhs)

Sl. No.	Particulars	Year Ended	Year Ended
		March 31, 2025	March 31, 2024
<b>1</b>	<b>Segment Revenue</b>		
	a) Sugar	40,581.86	36,175.77
	b) Ethanol	10,567.55	11,833.44
	c) Co-Gen	10,642.62	10,797.33
	d) Unallocated	625.11	429.38
	<b>Total</b>	<b>62,417.14</b>	<b>59,235.92</b>
	Less: Inter Segment	18,160.66	20,238.64
	<b>Net Segment Revenue</b>	<b>44,256.48</b>	<b>38,997.28</b>
<b>2</b>	<b>Segment Results</b>		
	a) Sugar	(2,566.18)	97.23
	b) Ethanol	2,786.45	(873.01)
	c) Co-Gen	(248.89)	1,349.19
	d) Unallocated	(2,356.02)	(530.92)
	<b>Total</b>	<b>(2,384.64)</b>	<b>42.49</b>
	Less: Interest	956.27	842.63
	Less: Other Unallocable Exp.	-	-
	<b>Total Profit After Tax</b>	<b>(3,340.91)</b>	<b>800.14</b>
<b>3</b>	<b>Segment Assets</b>		
	a) Sugar	38,272.94	37,699.38
	b) Ethanol	12,003.28	13,439.75



	c) Co-Gen	12,953.88	13,801.82
	d) Unallocated	6,496.59	6,783.59
	<b>Total</b>	<b>69,726.70</b>	<b>71,724.53</b>
<b>4</b>	<b>Segment Liability</b>		
	a) Sugar	1,770.23	11,602.64
	b) Ethanol	604.54	9,153.14
	c) Co-Gen	0.15	8,672.49
	d) Unallocated	21,775.19	777.92
	<b>Total</b>	<b>24,150.10</b>	<b>30,206.19</b>
<b>5</b>	<b>Capital Employed [Segment Assets-Segment Liability]</b>	<b>45,576.60</b>	<b>41,518.34</b>
<b>6</b>	<b>Capital Expenditure incl. Change in CWIP</b>		
	a) Sugar	1,747.69	797.27
	b) Ethanol	7,688.82	951.13
	c) Co-Gen	97.27	15.31
	d) Unallocated	42.58	40.84
	<b>Total</b>	<b>9,576.36</b>	<b>1,804.57</b>
<b>7</b>	<b>Depreciation</b>		
	a) Sugar	1,174.04	1,144.59
	b) Ethanol	417.92	443.55
	c) Co-Gen	945.21	939.08
	d) Unallocated	329.58	323.44
	<b>Total</b>	<b>2,866.75</b>	<b>2,850.67</b>
<b>8</b>	<b>Non Cash Expenditure Other Than Depreciation</b>	-	<b>557.59</b>



**Other Disclosures:**

2. Segments have been identified in line with the Indian Accounting Standard (Ind AS) 108 “Operating Segment” taking into account the organisation structure as well as differing risks and returns.
3. The Segment revenue, results, assets and liabilities include respective amounts identifiable to each of the segment and amounts allocated on reasonable basis.
4. The segment performance has been worked out after attributing the realisable value of inter segment transfer of material.
5. Segment assets and liabilities represents assets and liabilities in respective segment. Assets and liabilities that cannot be allocated to segment on reasonable basis have been disclosed as un-allocable.
6. Previous year figures have been regrouped/reclassified wherever necessary.

**34. DEFERRED TAX LIABILITY FOR THE YEAR ENDED MARCH 31,2025**

(₹in lakhs)

<b>34. DEFERRED TAX LIABILITY FOR THE YEAR ENDED MARCH 31,2025</b>				
<b>SI No</b>	<b>Timing differences</b>	<b>Amount (₹ in Lacs)</b>	<b>DTA @ 34.95%</b>	<b>DTL @ 34.95%</b>
1	<b>Differences in Book &amp; Tax Depreciation</b> WDV as per books of accounts as at March 31,2025	40,126.90		
	Less : WDV as per Income Tax Act as at March 31,2025	9,983.77		
	Difference ( If WDV as per IT is more than the WDV as per books then DTA is created, otherwise DTL)	(30,143.13)		10,535.02
2	<b>Expenditures covered by section 43 B which are outstanding as on 31 March and not paid on or before the due date of filing of return</b> Employer's contribution to PF, superannuation fund, annuity fund or other fund for the welfare of the employees Leave Encashment Gratuity Bonus Debtors Rent equalisation reserve CENVAT Customs Duty Service Tax/ provision for contingencies Any other tax, duty, cess or fee payable to government Interest payable on loan or borrowing from a public financial institution or schedule bank			



	Any sum payable by the assessee to a micro or small enterprise beyond the time limit specified in section 15 of the Micro, Small and Medium Enterprises Development Act, 2006 (27 of 2006)			
3	Assets acquired for scientific research for which 100% deduction is given in the year of purchase but capitalised in the books			
4	Expenditures disallowed for non deduction of tax at source ( to be recognised if there is certainty that the company will deduct tax on the expenditure disallowed in the next year ) Sec 40(a)(I) & (ia)			
5	Expenditures disallowed for Payment of Penalty (Sec.37)		-	-
6	Losses available for set off	73,679.82	25,751.10	
	<b>Total as on March 31,2025</b>		<b>25,751.10</b>	<b>10,535.02</b>
	Net Deferred tax asset as on March 31,2025		15,216.08	-
	Net Deferred tax asset as on March 31 of the previous year		11,581.19	-
	<b>Amount to be debited / credited to statement of profit and loss</b>		-	-

Deferred tax asset on carry forward of losses has not been recognized on account of lack of certainty of sufficient future taxable profits against which such losses can be utilized. The loss available for set off Rs 73,679.82 lakhs shown above does not include losses and unabsorbed depreciation for the current year.

### 35. Defined Benefit Plan

The present value of obligation in respect of gratuity is determined based on Actuarial Valuation using the Projected Unit Credit method.

The amounts recognized in the balance sheet and the movements in the net defined benefit obligation over the year in case of Gratuity is as follows:

Particulars	(₹ in Lakhs)	
	Gratuity (2024-25)	Gratuity (2023-24)
<b><u>Present value of projected benefit obligation</u></b>		
Present value of Benefit Obligation at the beginning of the period	611.91	484.20
Interest Cost	44.12	36.27
Current Service Cost	56.28	47.18
Benefit paid	(6.18)	(7.20)
Actuarial (gains)/ losses on obligations - due to change in demographic assumptions	0.00	0.00



Actuarial (gains)/ losses on obligations - due to change in financial assumptions	37.56	22.35
Actuarial (gains)/ losses on obligations - due to experience	4.18	29.12
<b>Present value of Benefit Obligation at the end of the period</b>	<b>747.87</b>	<b>611.91</b>
<b><u>Changes in fair value of plan assets</u></b>		
Fair value of Plan Assets at the beginning of the period		
Interest income		
Contributions by the employer		
Benefit paid		
Return on plan assets, excluding interest income		
<b>Fair value of Plan Assets at the end of the period</b>		
<b><u>Included in profit and loss account</u></b>		
Current Service Cost	56.28	47.18
Net interest cost	44.12	36.27
Past Service Cost		
<b>Total amount recognized in profit and loss account</b>	<b>100.40</b>	<b>83.45</b>
<b><u>Re-measurements</u></b>		
Return on plan assets, excluding interest income		
(Gain)/loss from change in demographic assumptions	0.00	0.00
(Gain)/loss from change in financial assumptions	37.56	22.35
Experience (gains)/losses	4.18	29.12
Change in asset ceiling, excluding amounts included in interest expense		
<b>Total amount recognized in other comprehensive income</b>	<b>41.74</b>	<b>51.47</b>

### **Amount recognized in the Balance Sheet**

Particulars	(₹ in Lakhs)	
	Gratuity (31 <sup>st</sup> March 2025)	Gratuity (31 <sup>st</sup> March 2024)
Present value of benefit obligation at the end of the period	(747.87)	(611.91)
Fair value of plan assets at the end of the period	0.00	0.00
Net (Liability) / Asset recognised in the Balance Sheet	(747.87)	(611.91)

### **Plan Assets:**

Particulars	Gratuity (2024-25)	Gratuity (2023-24)
Plan assets comprise the following		
Investment in PSU bonds	-	-



Investment in Government Securities	-	-
Bank Special Deposit	-	-
Insurance fund	-	-
Investment in other securities	-	-
Bank Savings Deposit	-	-

**Significant estimates: Actuarial assumptions and sensitivity**

The significant actuarial assumptions were as follows:

Particulars	Gratuity (2024-25)	Gratuity (2023-24)
Expected Return on Plan Assets	N.A.	N.A.
Rate of Discounting	6.81%	7.21%
Rate of Salary Increase	7.00%	7.00%
Rate of Employee Turnover	2.00%	2.00%
Mortality Rate During Employment	Indian Assured Lives Mortality (2012-14) Urban	Indian Assured Lives Mortality (2012-14) Urban
Mortality Rate After Employment	N.A.	N.A.

**Sensitivity analysis:**

(₹ in Lakhs)

Particulars	Gratuity (2024-25)	Gratuity (2023-24)
Delta effect of +1% Change in Rate of Discounting	(89.24)	(74.95)
Delta effect of -1% Change in Rate of Discounting	106.37	89.77
Delta effect of +1% Change in Rate of Salary Increase	105.10	89.06
Delta effect of -1% Change in Rate of Salary Increase	(89.87)	(75.73)
Delta effect of +1% Change in Rate of Employee Turnover	(1.79)	1.62
Delta effect of -1% Change in Rate of Employee Turnover	2.01	(1.85)

The expected maturity analysis of undiscounted benefits is as follows:

(₹ in Lakhs)

Particulars	Gratuity (2024-25)	Gratuity (2023-24)
Less than a year	19.65	14.70
Between 1 - 2 year	18.13	14.87
Between 2 - 5 year	73.97	63.60
Between 6 -10 year	205.37	171.83
<b>Total</b>	<b>3,17.12</b>	<b>2,65.00</b>



### 36. Fair value measurements

#### **Accounting classification and fair value**

The following table shows the carrying amounts and fair values of financial assets and financial liabilities, including their levels in the fair value hierarchy. It does not include fair value information for financial assets and financial liabilities not measured at fair value if the carrying amount is a reasonable approximation of fair value.

#### **As at 31<sup>st</sup> March, 2025**

(₹ in Lakhs)

	Carrying amount				Fair Value		
	FVT PL	FVT OCI	Amortized Cost	Total	Level 1	Level 2	Level 3
<b><u>Financial assets</u></b>							
Trade receivables			3.48	3.48			
Cash & Cash equivalents			1343.00	1343.00			
Short-term loans			2.53	2.53			
Other current financial assets			71.60	71.60			
<b><u>Financial liabilities</u></b>							
Cash Credit			12197.27	12197.27			
Lease Liabilities			15.00	15.00			
Trade payables			2033.36	2033.36			
HPCL WCL 2020- 21			0.00	0.00		0.00	
Other current financial liabilities			5579.17	5579.17			

#### **As at 31<sup>st</sup> March, 2024**

(₹ in Lakhs)

	Carrying amount				Fair Value		
	FVT PL	FVT OCI	Amortize d Cost	Total	Level 1	Level 2	Level 3
<b><u>Financial assets</u></b>							
Trade receivables			26.34	26.34			
Cash & Cash equivalents			869.40	869.40			
Short-term loans			2.53	2.53			
Other current financial assets			16.42	16.42			
<b><u>Financial liabilities</u></b>							
Cash credit			12182.30	12182.30			



Lease Liabilities			4.17	4.17			
Trade payables			5771.52	5771.52			
HPCL WCL 2020-21			0.00	0.00		0.00	
Other current financial liabilities			4523.40	4523.40			

Level 1 — Quoted (unadjusted) market prices in active markets for identical assets or liabilities

Level 2 — Valuation techniques for which the lowest level input that is significant to the fair value measurement is directly or indirectly observable

Level 3 — Valuation techniques for which the lowest level input that is significant to the fair value measurement is unobservable

### **Valuation techniques used to determine Fair value**

<b>Instrument type</b>	<b>Valuation technique</b>
Bridge loan from HPCL	Discounted Cash Flows: The valuation model considers the present value of expected payments using an appropriate discount rate

### **37. Credit risk**

Credit risk is the risk of loss that may arise on outstanding financial instruments should a counterparty default on its obligations. The Company's exposure to credit risk arises primarily from bank balances, trade, and other receivables, which the Company minimizes such risk by dealing exclusively with high credit rating counterparties.

### **38. Liquidity Risk**

Liquidity risk is the risk that the Company will encounter difficulty in meeting financial obligations due to shortage of funds. The Company's exposure to liquidity risk arises primarily from mismatches of the maturities of financial assets and liabilities.

In the management of liquidity risk, the Company monitors and maintains a level of cash and bank balances deemed adequate by the management to finance the Company's operations and mitigate the effects of fluctuations in cash flow

The table below summarizes the maturity profile of the Company's financial liabilities at the end of the reporting period based on contractual undiscounted repayment obligations.

### **As at 31<sup>st</sup> March 2025**

(₹ in Lakhs)

<b>Particulars</b>	<b>1 year or less</b>	<b>1 to 3 years</b>	<b>3 to 5 years</b>	<b>Over 5 years</b>	<b>Total</b>
Borrowings and estimated interest payable thereon	12197.27	0	0	0	12197.27
Trade payables	2033.36	0	0	0	2033.36



Other financial liabilities	5579.17	0	0	0	5579.17
Total undiscounted financial liabilities	19809.80	0	0	0	19809.80

**As at 31<sup>st</sup> March 2024**

(₹ in Lakhs)

Particulars	1 year or less	1 to 3 years	3 to 5 years	Over 5 years	Total
Borrowings and estimated interest payable thereon	12182.30	0	0	0	12182.30
Trade payables	5771.52	0	0	0	5771.52
Other financial liabilities	4523.40	0	0	0	4523.40
<b>Total undiscounted financial liabilities</b>	<b>22477.22</b>	<b>0</b>	<b>0</b>	<b>0</b>	<b>22477.22</b>

**39. Interest rate risk**

The Company had a mix of fixed rate and floating rate borrowings to meet its cash flow requirements.

The Company's main interest rate risk arises from long-term borrowings with variable rates, which expose the group to cash flow interest rate risk. The Company's fixed rate borrowings are carried at amortized cost. They are therefore not subject to interest rate risk as defined in Ind AS 107, since neither the carrying amount nor the future cash flows will fluctuate because of a change in market interest rates.

• **Exposure to interest rate risk**

The interest rate profile of the Company's interest-bearing financial instruments as reported to the management of the Company is as follows.

(₹ in Lakhs)

Particulars	Carrying amount	
	31-Mar-25	31-Mar-24
Variable rate borrowings	12197.27	12182.30
Fixed rate borrowings		
Total borrowings	12197.27	12182.30

• **Cash flow sensitivity analysis for variable-rate instruments**

A reasonably possible change of 100 basis points in interest rates at the reporting date would have increased / (decreased) equity and profit or loss by the amounts shown below. This analysis assumes that all other variables remain constant.



(₹ in Lakhs)

Particulars	Profit or loss	
	100 bp increase	100 bp decrease
31 <sup>st</sup> March 2025	121.97	(121.97)
31 <sup>st</sup> March 2024	121.82	(121.82)

#### 40. Capital Management

The Company's objectives when managing capital are to safeguard the Company's ability to continue as a going concern and to maintain an optimal capital structure to maximize shareholder value. In order to maintain or achieve an optimal capital structure, the Company may adjust the amount of dividend payment, return capital to shareholders, issue new shares, buy back issued shares, obtain new borrowings or sell assets to reduce borrowings.

The Company does not have any externally imposed capital requirements for the financial period ended 31<sup>st</sup> March 2025 and 31<sup>st</sup> March 2024.

#### 41. Lease Hold Land

Leasehold Land is being amortized over a period of 60 years on SLM basis. ₹150.45 Lakhs has been amortized for the year 2024-25 (P.Y.23-24 -₹150.45 Lakhs). The details of leasehold land (location wise) is as follows-

Unit wise Leasehold Land	Lauriya Unit	Sugauli Unit	Total
Farm Area (Acres)	139.16	199.40	338.56
Plant Area (Acres)	56.94	87.97	144.91
Total Leasehold Land (Acres)	196.10	287.37	483.47
Total Leasehold Land Limited to (Acres)	195.44	287.37	482.81
Total Lease Premium (₹ in Lakhs)	4,500.00	5,000.00	9,500.00
Acquisition Cost ₹ in Lakhs (Net of Scrap Sale)	4,084.44	4,942.37	9,026.81

Out of the 482.81 acres of land taken on lease from Govt of Bihar, an area of 47.90 acre of land is not under physical possession and hence could not be occupied by the company. This matter has strongly been represented by HBL with the Govt of Bihar - Cane Department and we have been assured of necessary relief by the Govt of Bihar on the same.

#### 42. Sub-Lease of Land to HPCL

During the FY 17-18, possession of Leasehold land measuring 29.34 acres was transferred to Hindustan Petroleum Corporation Ltd. on 31<sup>st</sup> March, 2017 for a consideration of ₹1,594.07 Lakhs on same terms and conditions as applicable to HBL for the remaining period of lease. The amount received is recognized as income over the period of Lease. Lease Rental Premium amount so received has been shown as



Deferred Lease Rental Premium and classified under Other Current Liabilities (Note no.22) and Other Non- Current Liabilities (Note no. 18) respectively. Further, we have given a small piece of land admeasuring 1,600 sqmtr, which is part of Sugauli Plant premises to HPCL Begusarai RRO for outlet, which is up, and running since Sep 2013. Agreement is finalized in March 2024 for sub lease of said land for the initial period of 15 years starting from 1<sup>st</sup> August,2023. Income for the period 1<sup>st</sup> April,2024 to March,2025 is recognized in the books whereas since rental for the period prior to August,2023 is still to be finalized, same is not accounted in the books. Provision of ₹ 11,59,590 appearing in books as receivable is made in FY 2022-23 on account of uncertainty.

#### **43. Plant Capacity**

<b>Sl. No.</b>	<b>Plant Name</b>	<b>Capacity (Sugauli)</b>	<b>Capacity (Lauriya)</b>
1	Sugar Plant	3,500 TCD	3,500 TCD
2	Ethanol Plant	60 KLPD	60 KLPD
3	Co-gen Plant	20MW	20MW

#### **44. Excise Claim with GOB**

Claim has been lodged with Government of Bihar for reimbursement of excise duty on sugar sales. Considering the significant uncertainty over its realization, it would be accounted on receipt of the amount from GoB.

#### **45. Raw Material**

- Bagasse is valued at last purchase rate made during the year for internally generated bagasse and closing stock
- Molasses is valued at rate of ₹494.02 per quintal applicable for TRS of 51-55.99% basis report received from plant.

#### **46. Cane Development Expenditure**

Cane development expenditure is net of sale of seeds and fertilizers to the farmers of cane command area and own farm production of Sugauli & Lauriya Unit.

#### **47. Renewable Energy Certificates**

RECs earned for the captive consumption of power generated from renewable sources are not valued as stock on hand on the Balance Sheet dates, since the cost of obtaining them is very negligible and their realization is not certain. The income from the sale of RECs is accounted as revenue in the year of sales. The RECs on hand on 31<sup>st</sup> March 2025 is 16984 Nos and on 31<sup>st</sup> March 2024 is 25905 Nos.



#### **48. Micro, Small & Medium Creditors –**

To the extent Micro, Small and Medium Enterprises have been identified, the outstanding balance, if any, as at Balance Sheet date is disclosed.

(₹ In Lakhs)

<b>Sr</b>	<b>Particulars</b>	<b>2024-25</b>	<b>2023-24</b>
<b>1.</b>	Amounts payable to “suppliers” under MSMED Act, as on 31.03.25: -	40.79	212.26
	- Principal	40.79	212.26
	- Interest	-	-
<b>2.</b>	Amounts paid to “suppliers” under MSMED Act, beyond appointed day during F.Y.2024-25(irrespective of whether it pertains to current year or earlier years) –	-	-
	- Principal	-	-
	- Interest	-	-
<b>3.</b>	Amount of interest due / payable on delayed principal which has already been paid during the current year (without interest or with part interest)	-	-
<b>4.</b>	Amount accrued and remaining unpaid at the end of Accounting Year	-	-
<b>5.</b>	Amount of interest which is due and payable, which is carried forward from last year	-	-

#### **49. Secured Loan**

Working capital loan is from State Bank of India with interest @ 6-month MCLR + 0.55% fixed spread, and the limit is ₹12,500 Lakhs. The working capital loan is secured by hypothecation of Stocks & Debtors of the company. The Working Capital Loan balance as on 31.03.2025 was ₹12197.27 Lakhs (₹ 12,182.30 Lakhs as on 31.03.2024).

#### **50. Provision for Gratuity & Leave Encashment**

Provision for gratuity of ₹ 747.87 Lakhs (P.Y. 23-24 ₹611.91 Lakhs) has been made towards retirement benefits for employees during the year based on Actuarial Valuation as of 31.3.2025. Provision for Leave Encashment of ₹175.54 Lakhs (P.Y. 23-24 ₹145.38 Lakhs) has been made based on Actuarial Valuation as of 31.03.2025.

Above does not include the provision for employees posted on deputation from HPCL.

Pay, Allowances, perquisites and other benefits of the Employees on deputation from HPCL is governed by their service conditions with Holding Company (HPCL).

#### **51. Income Tax**

As company has incurred losses during the current financial year, hence no provision for income tax has been made.



## 52. Revenue from sale

The Company derives revenue majorly from sale of Sugar, Ethanol and Power. Sugar is sold through NCDEX E Markets Limited. Ethanol is sold to Hindustan Petroleum Corporation Limited as per the contract with Hindustan Petroleum Corporation Limited. Power is sold on bilateral platform through Energy Edge Power Trading Company.

Revenue from sale of sugar is recognized on ex- factory gate basis. Revenue from sale of ethanol is recognised on delivered basis. Revenue from Sale of Power is recognized once the electricity has been delivered to the customer and is measured through meter.

Revenue from sale of power under agreement with Energy Edge Power Trading Company is recognized after the receipt of obligation report generated by Energy Edge Power Trading Company.

Surcharge on late payment for the sale of power is recognized on receipt/ acceptance basis.

Deviation Settlement Mechanism (DSM) for power trade at Energy Edge Power Trading Company portal is recognized after the receipt of DSM bill.

### Disaggregate Revenue Information:

Particulars	(₹ in Lakhs)	
	Year ended March 31, 2025	Year ended March 31, 2024
<b>Revenue by offerings</b>		
- Sugar	30814.64	26228.46
<b>Revenue by contract type</b>		
- Ethanol	10567.56	11833.44
- Cogen	2249.18	483.22
- Bio-compost	47.32	46.21

## 53. Provision for inventory variation

The company is conducting regular physical verification of inventory. The inventory variation provision is C.Y ₹0.00 Lakhs (P.Y. ₹ 0.00 Lakhs).

## 54. Remaining Contracts/Contingent Liabilities & Management Remuneration etc.

Sr	Description	(₹ in Lakhs)	
		2024-25	2023-24
A.	Estimated amount of contracts remaining to be executed on capital account not provided for (Net of Capital Advances)	7030.08	13290.79



<b>B.</b>	<b>Claims against the company not acknowledged as debts</b>		
	*Wrong disallowance of Input Tax Credit claimed on capital goods for 2010-11.	698.44	698.44
	Erroneous demand for 2010-11 of Entry Tax based on proportional amounts, ignoring the actual tax paid. (₹ 10.22 Lakhs paid as advance tax under protest)	68.12	68.12
	Erroneous demand for 2012-13 on account of denial of Input Tax Credit	93.81	93.81
	Erroneous demand for 2013-14 on account of denial of Input Tax Credit (₹11.84 lakh paid as pre-deposit)	71.65	71.65
	Erroneous demand for 2014-15 on account of denial of Input Tax Credit	38.76	38.76
	Erroneous demand for 2013-14 on account of suppression of purchase turnover ignoring the actual facts	92.09	92.09
	Erroneous Income Tax Demand for FY 16-17	1.46	1.46
	Claim by a vendor for outstanding payments of Bagasse.	10.14	10.14
	Appeal against Central Excise Audit of record from FY 2014-15 to FY 2016-17.  Appeal is filed before CESTAT on 10th February,2023. Appeal Fee has been deposited and documents has been submitted.	243.47	243.47
	Disallowance of Input Tax Credit claimed in VAT return for FY 2017-18. Settled through one time settlement scheme.	0.00	13.09
	Certificate Case by Cane Development Council, Government of Bihar for delay in cane payment to farmers for crushing season 2020-21 and 2021-22	186.87	186.87
	Notice of demand under GST Audit conducted by Department for the period 2017-18	2.78	2.78
	Supreme Court has dropped the arbitration claim of SS Engineers and give decision in favour of HBL	0.00	1990.12
	Disallowance of Input Tax Credit claimed in GST return for FY 2018-19.	86.70	0.00
	Erroneous demand for 2014-15 to 2017-18 on account of availment of CENVAT Credit.	590.33	0.00
	Claim of IDA by Non-Management employee of company	1300.00	0.00
	Arrears of Management category employees of HBL demanding service benefit, no pay revision, no promotion policy etc.	1157.62	0.00
<b>C.</b>	<b>Guarantees given to others</b>		



	Bank Guarantee given to the Bihar State Pollution Control Board as Security Deposit	35.08	34.10
D.	<b>Managerial Remuneration</b>		
	Salary & Allowances		
	(Chief Executive Officer (Shri Sanjay Kumar Barman) on deputation from HPCL from dec 24. The amount represents remuneration from HPCL and debited to the company. The salary includes salary, company contribution to PF, LFA, Bonus, medical, gratuity & leave encashment)	45.10	0.00
	(Chief Executive Officer (Shri Pranay Kumar) on deputation from HPCL till dec 24. The amount represents remuneration from HPCL and debited to the company. The salary includes salary, company contribution to PF, LFA, Bonus, medical, gratuity & leave encashment)	79.51	98.75
	(Chief Finance Officer (Shri Prakash Kumar) on deputation from HPCL. The amount represents remuneration from HPCL and debited to the company. The salary includes salary, company contribution to PF, LFA, Bonus, medical, gratuity & leave encashment)	60.12	65.34
E.	Expenditure in Foreign Currency	Nil	Nil
F.	Earning in Foreign Currency	Nil	Nil
G.	C I F Value of imports during the year	Nil	Nil

\*The EPCC contract was placed for the setup of a new plant for which the company was eligible to get Commercial Input Tax Credit (ITC) of ₹698.44 lakhs suffered by capital goods which was claimed as ITC in sales tax return in the year 2010-11 eligible for set-off of future VAT liabilities, but actually never adjusted. Department wrongly construed that since this ITC credit is shown as eligible in return, ITC benefit must have been availed by HBL and levied the demand of taxing the ITC at 100% tax rate which is inconsistent. After the demand was raised, an appeal was filed accordingly. Basis the sound legal footing, in considered view of the management and Expert, any provision is not required at this point of time. The same is disclosed as a contingent liability in the above Note no. 54 of the audited accounts.

## 55. Related Party

Nature of relationship	Name of related parties
Promoters	Hindustan Petroleum Corporation Ltd
Key Management personnel	Shri Sanjay Kumar Barman (from 01 <sup>st</sup> Jan 25 CEO) Shri Pranay Kumar (CEO- upto 31 <sup>st</sup> Dec 24) Shri Prakash Kumar (CFO) Ms. Heena Shah (Co. Secretary)
Relative of key Management personnel	Nil



## 56. Details of transaction between the company and related party (HPCL)

(₹ in Lakhs)

Nature of Transaction	2024-25	2023-24
Advance taken against supply of Ethanol	6548.00	10259.00
Balance Ethanol Advance as on 31 <sup>st</sup> March,2025	561.87	4232.45
Interest Paid during the year to HPCL on Ethanol Advance	115.63	174.39
Sale of Ethanol to HPCL (net of shortages and in-transit) including GST	11092.92	12,420.27
Ethanol Terminalling Charges (including GST)	4.92	25.26
Purchase of Lubes from HPCL *Includes GST Amount	48.74*	60.09*
Purchase of Sulphur from HPCL *Includes GST Amount	50.80*	37.24*
Conversion of Working Capital Loan into Equity	0.00	0.00
Interest paid to HPCL on working Capital Loan	0.00	0.00
Manpower cost of employees on deputation and establishment expenses (Including GST)	629.62	498.24
Equity Infusion by HPCL	7440.91	3662.00
Deputation Expenses payable to HPCL	3762.96	3,186.69
Payable on account of Lubes and Sulphur Purchases	8.01	0.00
Rental Income from Lease of Land to Begusarai Retail RO (including GST)	1.42	0.94
Receivable on account of Rental Income from Begusarai Retail RO	0.14	0.94

Names of only those Related Parties have been disclosed above with whom the Company had any transaction during the year.

## 57. Payment to Auditors

Expenses incurred towards statutory auditor's remuneration during the year are as under:

(₹ in Lakhs)

Particulars	2024-25	2023-24
For Statutory Audit	1.50	1.50
For management services	0.00	0.00
For expenses	0.07	0.30
<b>Total</b>	<b>1.57</b>	<b>1.80</b>

## 58. Foreign Exchange Information

(₹ in Lakhs)

Sr	Particulars	2024-25	2023-24
A	Value of imports calculated on CIF basis by the company during the financial year in respect of		



	I. Raw Materials	Nil	Nil
	II. Components and Spare Parts	Nil	Nil
	III. Capital Good	Nil	Nil
B	Expenditure in foreign currency during the financial year on account of royalty, know how, professional and consultation fees, interest, and other matters	Nil	Nil
C	Total value of all imported raw materials, spare parts and components consumed during the financial year and the total value of indigenous raw materials, spare parts and components similarly consumed and the percentage of each to the total consumption		
	Raw Materials		
	Imported in %	Nil	Nil
	Imported in Value	Nil	Nil
	Indigenous in %	100%	100%
	Indigenous in Value	26793.59	28,737.56
	Spare Parts and components		
	Imported in %	Nil	Nil
	Imported in Value	Nil	Nil
	Indigenous in %	100%	100%
	Indigenous in Value	575.17	455.84
D	The amount remitted during the year in foreign currencies on account of dividends with a specific mention of the total number of non-resident shareholders, the total number of shares held by them on which the dividends were due and the year to which the dividends related		
E	Earnings in foreign exchange classified under the following heads, namely		
	Export of goods calculated on FOB basis	Nil	Nil
	Royalty, know how, professional and consultation fees	Nil	Nil
	Interest and dividend	Nil	Nil
	Other income indicating the nature thereof	Nil	Nil

#### **59. Advances to the Suppliers/Contractors**

Advances to the Suppliers/Contractors, Other receivables, Trade/ Other payables are subject to confirmation/reconciliation. Adjustments required, if any, will be accounted for on confirmation/ reconciliation of the same, which in the opinion of management will not have a material impact.

In the opinion of management, the value of the assets, other than fixed assets, on realization in the ordinary course of business, will not be less than the value at which they are stated in the Balance Sheet.



## 60. Impact of Ind AS 116 “Leases”:

On March 30, 2019, Ministry of Corporate Affairs has notified Ind AS 116, Leases, replacing the existing Standard Ind AS 17, to be effective from Accounting Period beginning with April 01, 2019. The adoption of Standard calls for recognition of ‘Lease Liability’ & ‘Right to Use Assets’, wherever the term of lease is in excess of 12 months, unless the underlying Asset is of low value.

The Company has used the following practical expedients:

1. Applying a single discount rate to a portfolio of leases with similar remaining lease term.
2. Not applying the transition requirements to leases for which the lease term ends within 12 months of the date of initial application i.e. April 01, 2019.
3. Not applying this Standard to contracts that were not previously identified to contain a lease element under erstwhile Ind AS 17.

### A. Maturity Analysis of lease liabilities:

The amounts disclosed in the table below are the contractual undiscounted cash flow:

	(₹ in Lakhs)	(₹ in Lakhs)
	31.03.2025	31.03.2024
Less than one year	15.00	4.57
Between one and three years	30.81	-
More than three years	24.07	-
<b>Total</b>	<b>69.88</b>	<b>4.57</b>

<b>B. Disclosures:</b>	(₹ in Lakhs)	(₹ in Lakhs)
<b>Particulars</b>	<b>31.03.2025</b>	<b>31.03.2024</b>
a) Expense relating to short-term leases	-	
b) Expense relating to leases of low-value assets	-	
c) Expense relating to variable lease payments not included in the measurement of lease liabilities	-	
d) income from sub-leasing of 'right-of-use'	30.75	30.75
e) Interest expense on lease liabilities	3.43	1.22
f) Total cash outflow for leases	12.69	9.96

<b>C. The following are the carrying values of Right of use ("ROU") assets:</b>				(₹ in Lakhs)
<b>Particulars</b>	<b>Class of Underlying Asset</b>			
	<b>Land - Leasehold</b>	<b>Buildings</b>	<b>Total</b>	



<b>Gross Block</b>	<b>7,492.67</b>	<b>38.24</b>	<b>7,530.91</b>
Additions/ Reclassifications	<b>0.00</b>	<b>60.22</b>	<b>60.22</b>
Deductions/ Reclassifications			-
<b>As on 31.03.2025</b>	<b>7,492.67</b>	<b>98.46</b>	<b>7591.13</b>
<b>Depreciation/ Amortisation</b>	<b>752.28</b>	<b>34.70</b>	<b>786.98</b>
For the year	<b>150.45</b>	<b>10.20</b>	<b>160.65</b>
Deductions/ Reclassifications			
<b>As on 31.03.2025</b>	<b>902.73</b>	<b>44.90</b>	<b>947.63</b>
<b>Net Block as on 31.03.2025</b>	<b>6589.94</b>	<b>53.56</b>	<b>6,643.50</b>

61. The Quarterly returns or statements of current assets filed by the Company with banks or financial institutions are in agreement with the books of accounts.
62. The Company has not carried out any revaluation of Property, Plant & Equipment and Intangible Assets.
63. The Company has not carried out transactions relating to Loans or advances in the nature of loans to Promoters, Directors, KMPs and Related Parties.
64. The company is not holding any benami properties.
65. The company has not been declared Wilful defaulter by any bank or financial institution.
66. Relationship with Struck Off Companies

Name of the Struck off Company	Nature of Transaction for the period ended	Balance O/s as on (₹ in lakhs)		Relationship, if any
		31.03.2025	31.03.2024	
Sri Venkateswara Global Trading Pvt. Ltd	Investment in Securities			
	Receivables			
	Payables			
	Shares held by Struck off Company			
	Other O/s (to be specified)- Others Receivable	1376.00	1376.00	None

Other Current Financial Assets included a sum of ₹1386.00 lakhs towards the value of subsidy amount which was to be received from Government of India under Maximum Admissible Export Quotas (MAEQ) for the year 2019-20. To get the benefit of the scheme, the company entered into an agreement with M/s Shri Venkateswara Global Trading Pvt. Ltd. on 30th day of December 2019. As per agreement done with the party a quantity of 13266 MT of sugar was to be exported by merchant. As per agreement, all of the papers relating to export claim documents should have been submitted by the merchant within 30 days after the issuance of



the invoice but not later than 90 days after dispatch of the first consignment from the company. Against this a sum of ₹1386.00 lakhs of subsidy was to be received from Government of India. The dispatch of sugar started from 01.01.2020 and was completed on 04.03.2020. The required documents should have been submitted by 01.04.2020. However, no documents have been submitted till date and company has taken legal recourse for recovery. EOU is taking cognizance of the case but the party remain untraceable and realisation of amount is doubtful. According necessary provision of ₹1376.00 lakhs after adjusting EMD of ₹ 10.00 lakhs is created in FY 2021-22 in the books of accounts after taking appropriate approvals.

## 67. Financial Ratios

S.No.	Particulars	March 31,2025	March 31,2024	% change	Explanation where% Change is greater than 25%
(a)	Current Ratio (Current Assets/Current Liabilities)	0.95	0.96	-0.83%	Decrease in Current Assets mainly due to decrease in inventory and decrease in Current Liabilities is due to decrease in balance payable to HPCL on account of Ethanol Advance
(b)	Debt-Equity Ratio Borrowings (Long Term + Short Term) / Equity	0.27	0.29	-8.79%	
(c)	Debt Service Coverage Ratio (Profit after tax + Finance cost + Depreciation) / (Finance cost Paid + Principal Repayment (Long term borrowing and Lease Liabilities)	0.50	3.40	-85.31%	Debt Service Coverage Ratio decreases mainly due to decrease in EBIDTA by 83.34%



(d)	Return on Equity Ratio (Profit after tax / Average Equity)	(0.08)	(0.02)	-284.61%	Decrease is mainly due to increase in loss and increase in Equity on account of infusion of Equity Capital of ₹ 7440.91 lakhs during the year
(e)	Inventory turnover ratio (Sale of Product / Average Inventory)	2.07	1.64	26.30%	Inventory turnover ratio increases due to increase in sales and decrease in inventory
(f)	Trade Receivables turnover ratio (Sale of Product / Average Trade Receivables)	2,930.33	381.44	668.23%	Increase is due to increase in revenue from operations by 13.17% and decrease in Trade receivables by 85.27%
(g)	Trade payables turnover ratio (Purchases of Stock in trade and Raw Materials & Packages + Other Expenses / Average Trade Payables)	7.47	5.99	24.66%	Increase is due to reduction in trade payable liability
(h)	Net capital turnover ratio (Sale of Product / Average Working Capital)	(37.41)	(21.01)	-78.09%	Decrease is mainly due to increase in average working capital
(i)	Net profit ratio (Profit after Tax / Revenue from Operations)	(0.08)	(0.02)	-268.95%	Net Profit ratio decreased due to increase in revenue from operations and increase in net loss during the year



(j)	Return on Capital employed (Profit before exceptional item, interest and tax / Average Capital Employed) Average Capital Employed = Net Worth + Total Debt	(0.041)	0.00	- 5316.56%	Return on Capital Employed decreased due to infusion of ₹ 7440.91 lakhs into Equity and increase in loss during the year
(k)	Return on investment ((Closing Balance + Interest + Dividend - opening balance +/- Cash Flows during the Period) / Average Investments)	-	-	0.00	No investment made during the year

68. There are no unrecorded transactions, which have been surrendered or disclosed as Income during the year in the tax assessments under the Income tax act, 1961.
69. Title deeds of immovable property are held in the name of the company.
70. No funds (which are material either individually or in the aggregate) have been advanced or loaned or invested (either from borrowed funds or share premium or any other sources or kind of funds) by the Company to or in any other person or entity, including foreign entity ("Intermediaries"), with the understanding, whether recorded in writing or otherwise, that the Intermediary shall, whether, directly or indirectly lend or invest in other persons or entities identified in any manner
71. whatsoever by or on behalf of the Company ("Ultimate Beneficiaries") or provide any guarantee, security or the like on behalf of the Ultimate Beneficiaries
72. No funds (which are material either individually or in the aggregate) have been received by the Company from any person or entity, including foreign entity ("Funding Parties"), with the understanding, whether recorded in writing or otherwise, that the Company shall, whether, directly or indirectly, lend or invest in other persons or entities identified in any manner whatsoever by or on behalf of the Funding Party ("Ultimate Beneficiaries") or provide any guarantee, security or the like on behalf of the Ultimate Beneficiaries;
73. Since the company does not have average net profits as contemplated under section 135 for CSR expenditure, no CSR expenditure have been incurred during the year. Therefore, no disclosure is made on account of CSR expenditure.
74. The company has not entered into any trading or investing in Crypto Currency or Virtual Currency during the year.
75. Other disclosures of schedule III, if any not applicable.
- 76. Threshold limits adopted in respect of financial statements is given below: -**



Threshold item	Unit of measurement	Threshold limits
Income/expenditure pertaining to prior year (s)	₹ In Lakhs	100.00
Prepaid expenses	₹ In Lakhs	5.00
Capitalisation of Spares (per item) meeting the definition of Property, Plant and Equipment as per Ind AS 16	₹ In Lakhs	5.00

**77. Effect of change in disclosure of policy**

Language of certain policy is redrafted for better presentation of financial statement which do not have any material impact on financials.

**78. Presentation of Negative Amounts**

Unless otherwise stated or the context requires it to be interpreted otherwise, figures in bracket in the financial statements represent negative amounts.

**79. Reclassification of Employee Retirement Benefit Liability**

As per Para 69(d) of IndAS-1 'Presentation of Financial Statements', a liability should be classified as current when entity does not have an unconditional right to defer settlement of the liability for at least twelve months after the reporting period. View above, since Corporation doesn't have unconditional right towards Leave encashment / Gratuity payment beyond 12 months, the same are shown as current. Amount of ₹ 898.62 lakhs in FY 2024-25 ( ₹ 738.99 lakhs in FY 2023-24) transferred from long term provisions(Note No.17) to short term provisions(Note No.23)

**80. Audit Trail**

Company has used accounting software for maintaining its books of account which has a feature of recording Audit trail facility and the same has been operated throughout the year for all transactions recorded in the software and the audit trail feature has not been tampered with and the audit trail has been preserved by the company as per the statutory requirements for record retention.

**81. Impairment Loss**

Property Plant & Equipment has been tested for Impairment, where indicators of impairment do not exist. Based on the assessment, the company has not recognised any impairment impact during the previous year and also during the year ended on 31st march 2025.

**82. Liability**

- a. Credit Balance of KBK Chem Engineering Pvt. Ltd (KBK) for Rs. 34.88 lakhs lying in books is adjusted through PPE during the year as it is no longer payable. No dues certificate was received from KBK.



- b. Wage revision normally takes place once in every 5 years. Considering estimated liability of ₹800 lakhs, expenses of ₹ 160 lakhs is booked and provided for during the financial year 2024-25.

### 83. Earnings per share (EPS)

Basic EPS is derived by way of dividing the profit / (loss) for the year attributable to equity holders by the weighted average number of Equity shares outstanding during the year, whereas Diluted EPS factors the effects of all dilutive potential ordinary share  
(₹ in Lakhs)

Particulars	FY 2024-25	FY 2023-24
Profit and (loss) attributable to equity holders for basic and diluted earnings per share(A)	(3340.91)	(800.14)
Weighted Average number of shares for basic and diluted earnings per shares(B)	1325651511	1251242371
Basic and Diluted Earnings per Equity Share(₹)(A/B)	(0.25)	(0.06)

### 84. Previous year figures

Previous year figures have been rearranged / regrouped wherever necessary. The Company's presentation and functional currency is ₹ in Lakhs.

As per our report of even date attached

**For L.K. KEJRIWAL & CO.**

**Chartered Accountants**

Firm Registration No. 001368C

**For and on behalf of the Board**

CA Rakesh Sangneria  
Partner  
Membership No.073232

S Bharathan  
Chairman  
DIN: 09561481

C SRIDHAR GOUD  
Director  
DIN-08466543

**Prakash Kumar**  
Chief Financial Officer  
PAN: AEWPK4643K

**Sanjay Kumar Barman**  
Chief Executive Officer  
PAN: AFEPB4173Q

**Heena Shah**  
Company Secretary  
ACS-13736

Place: Patna  
Date:




## Notes Forming Part of the Financial Statements


Amount in ₹ Lakhs


Particulars	Note No.	As on 31st March, 2025	As on 31st March, 2024
<b>Capital Work-In-Progress</b>	<b>4</b>		
Unallocated Capital Expenditure and Materials at Site related to PPE of Grain Based Distillery		7,029.21	1,430.88
Advance to Contractor for Capital Expenditure		-	-
Capital Stores		-	-
Capital Stores Lying with Contractors		-	-
Capital Goods in Transit		-	-
<b>Total</b>		<b>7,029.21</b>	<b>1,430.88</b>
(i) Capital Work-in-Progress Ageing schedule			
Capital Work-in-Progress			
(a) Projects in Progress			
- Less than 1 year		6,076.20	1,430.88
- 1 to 2 years		953.01	-
- 2 to 3 years		-	-
- More than 3 years		-	-
Sub- total		<b>7,029.21</b>	<b>1,430.88</b>
(b) Projects temporarily suspended			
- Less than 1 year			
- 1 to 2 years			
- 2 to 3 years			
- More than 3 years			
Sub- total		-	-
(ii) Capital Work-in Progress completion schedule whose completion is overdue or has exceeded its cost compared to its original plan :-			
(a) Project in progress to be completed in			
Less than 1 year-			-
1 - 2 years		-	-
2 - 3 years			
More than 3 years			
Sub- total		-	-
(b) Projects Temporarily Suspended			
Less than 1 year			
1 - 2 years			
2 - 3 years			
More than 3 years			
Sub- total		-	-
<b>Non-Current Investments</b>			
<b>Total Non - Current Investments</b>		-	-
<b>Long-Term Loans</b>			
<b>Unsecured, Considered Good</b>			
Capital Advances		-	-
<b>Total</b>		-	-
<b>Other Non-Current Financial Assets</b>	<b>5</b>		
(i) Security Deposits			
(ii) Bank Deposits with more than 12 months maturity		-	-
(iii) Other Non-Current Financial Assets		-	-
<b>Total</b>		-	-
<b>Other Non-Current Assets</b>	<b>6</b>		
Capital Advances		659.61	1,356.47
Other Deposits		1,072.19	1,074.12
Balances with Excise, Customs, Port Trust etc.		-	-
Prepaid Operating Lease Premium		-	-
<b>Total</b>		<b>1,731.80</b>	<b>2,430.59</b>
<b>Current Investments</b>			
Non - Trade Investments (Quoted)		-	-
<b>Total</b>		-	-
<b>Particulars</b>	<b>Note No.</b>	<b>As on 31st March, 2025</b>	<b>As on 31st March, 2024</b>




<b>Inventories</b>	<b>7</b>		
<b>A. Inventories as per books</b>			
<b>(Inventory Taken, Valued &amp; Certified by the Management)</b>			
Raw Materials (Including in Transit - Raw Materials)		-	-
Finished Products	16,632.14		23,176.00
Finished Products (In-Transit)	52.50		155.96
Bio-Compost	29.29		52.61
Work in Progress	152.88		396.96
Packages	47.47		15.61
Process Materials & Lubes	66.41		90.55
Stores & Spares	801.12		579.38
<b>Total</b>	<b>17,781.81</b>		<b>24,467.07</b>
<b>B. Provision for Gain/(Loss) on Inventory Variation</b>			
Finished Products	-		-
Work in Progress	-		-
Stores & Spares	(48.93)		(48.93)
<b>Total</b>	<b>(48.93)</b>		<b>(48.93)</b>
<b>C. Net Inventories</b>			
Raw Materials (Including in Transit - Raw Materials)		-	-
Finished Products	16,632.14		23,176.00
Finished Products (In-Transit)	52.50		155.96
Bio-Compost	29.29		52.61
Work in Progress	152.88		396.96
Packages	47.47		15.61
Process Materials & Lubes	66.41		90.55
Stores & Spares	752.19		530.45
<b>Total</b>	<b>17,732.88</b>		<b>24,418.14</b>
<b>Trade Receivables</b>	<b>8</b>		
- Considered Good - Secured			-
- Considered Good - Unsecured	3.48		26.34
- Which have significant increase in credit risk; and	-		-
- Credit Impaired	-		-
Considered Doubtful	11.60		11.60
Less: Provision for Doubtful Debts	(11.60)		(11.60)
<b>Total</b>	<b>3.48</b>		<b>26.34</b>
<b>Trade Receivables Ageing Schedule</b>			
(i) Considered Good - Undisputed			
- Unbilled	-		-
- Not Due	-		-
- Less than 6 months	0.38		25.14
- 6 months to 1 year	-		-
- 1 to 2 years	1.90		-
- 2 to 3 years	-		1.20
- More than 3 years	1.20		-
Sub- Total	<b>3.48</b>		<b>26.34</b>
(ii) Significant Increase in Credit Risk - Undisputed			
- Unbilled	-		-
- Not Due	-		-
- Less than 6 months	-		-
- 6 months to 1 year	-		-
- 1 to 2 years	-		-
- 2 to 3 years	-		-
- More than 3 years	-		-
(iii) Credit Impaired - Undisputed			
- Unbilled	-		-
- Not Due	-		-
- Less than 6 months	-		-
- 6 months to 1 year	-		-
- 1 to 2 years	-		-
- 2 to 3 years	-		-
- More than 3 years	-		-
(iv) Considered Good - Disputed			
- Unbilled	-		-
- Not Due	-		-
- Less than 6 months	-		-
- 6 months to 1 year	-		-
- 1 to 2 years	-		-
- 2 to 3 years	-		-
- More than 3 years	-		-
(v) Significant Increase in Credit Risk - Disputed			
- Unbilled	-		-
- Not Due	-		-
- Less than 6 months	-		-
- 6 months to 1 year	-		-
- 1 to 2 years	-		-
- 2 to 3 years	-		-
- More than 3 years	11.60		11.60
(vi) Credit Impaired - Disputed			
- Unbilled	-		-
- Not Due	-		-
- Less than 6 months	-		-
- 6 months to 1 year	-		-
- 1 to 2 years	-		-
- 2 to 3 years	-		-
- More than 3 years	-		-

 Particulars	Note No.	As on 31st March, 2025	As on 31st March, 2024
<b>Cash and Cash Equivalents</b>	<b>9</b>		
<b>I. Cash &amp; Cash Equivalents</b>			
Cash on Hand		-	-
<b>II. Balances With Scheduled Banks:</b>			
On Current Accounts		820.95	834.48
On Fixed Deposits with less than 3 months of maturity		486.97	-
<b>Other Bank Balances</b>			
With Scheduled Banks:		-	-
Earmarked on Fixed Deposit Accounts		-	-
Against Bank Guarantee Issued to BSPCB		35.08	34.92
Earmarked for Unclaimed Dividend		-	-
With Others:		-	-
<b>Total</b>		<b>1,343.00</b>	<b>869.40</b>
<b>Short-Term Loans</b>	<b>10</b>		
<b>Unsecured</b>			
<b>Considered Good</b>			
Loans to Related Party		-	-
Receivable from Farmer for Cane Seed		2.53	2.53
Other Advances		-	-
<b>Total</b>		<b>2.53</b>	<b>2.53</b>
<b>Other Current Financial Assets</b>	<b>11</b>		
Other Recoverable		2.63	2.63
Employee Advance		0.18	0.30
Other Accounts Receivable		94.20	38.90
Less: Provision for Doubtful Other Account Receivable		(28.72)	(28.72)
Amounts Recoverable under Subsidy Schemes		3.31	3.31
Amounts Recoverable from Sri Venkateswara Global Trading Pvt Ltd		1,376.00	1,376.00
Less: Provision for Doubtful Other Account Receivable		(1,376.00)	(1,376.00)
<b>Total</b>		<b>71.60</b>	<b>16.42</b>
<b>Other Current Assets</b>	<b>12</b>		
Balances with Excise, Customs, Port Trust etc.		1,460.17	1,197.16
Vendor Advance		34.99	456.67
Less: Provision for Doubtful Vendor Advance		(24.10)	(448.32)
Prepaid Expenses		159.98	136.11
<b>Total</b>		<b>1,631.04</b>	<b>1,341.62</b>
<b>Share Capital</b>	<b>13</b>		
<b>A. Authorised:</b>			
150,00,00,000 Equity Shares(140,00,00,000 Equity Shares as on 31.03.2024) of ₹10 each		150,000.00	140,000.00
<b>Total</b>		<b>150,000.00</b>	<b>140,000.00</b>
<b>B. Issued, Subscribed, Called up &amp; Fully Paid:</b>			
1,32,56,51,511 Equity Shares(1,25,12,42,371 Equity Shares as on 31.03.2024)of ₹10 each Fully Paid up (100% Held by HPCL)		132,565.15	125,124.24
<b>Total (A)</b>		<b>132,565.15</b>	<b>125,124.24</b>
<b>C. Share Application Money Pending Allotment</b>			
Equity Shares of ₹10 each		-	-
<b>Total (B)</b>		<b>-</b>	<b>-</b>
<b>Total (A+B)</b>		<b>132,565.15</b>	<b>125,124.24</b>
<b>D. Rights, preferences and restrictions attaching to Equity Shares</b>			
All equity shares are allotted to the holding company "Hindustan Petroleum Corporation Ltd" except 10 equity shares which were allotted to 10 nominees of the holding company.			
<b>E. Details of Shares held by Promoters as on 31.03.2025</b>			
Name of the Promoter		No. of Shares (Equity Shares)	% of total shares
Hindustan Petroleum Corporation Ltd	<b>Total</b>	1325651511	100.00%
		1325651511	100.00%
			% Change during the year (No. of Shares)
			5.95%
<b>F. Details of Shares held by Promoters as on 31.03.2024</b>			
Name of the Promoter		No. of Shares (Equity Shares)	% of total shares
Hindustan Petroleum Corporation Ltd	<b>Total</b>	1251242371	100.00%
		1251242371	100.00%
			% Change during the year (No. of Shares)
			3.01%
<b>G. Shares Reserved</b>		Nil	Nil
<b>H. Details of shares, which in the last 5 years, were issued for other than cash consideration</b>			
issued as bonus shares		Nil	Nil
bought back		Nil	Nil
<b>I. Terms of any securities convertible into equity issued</b>		Nil	Nil
<b>J. Calls unpaid</b>		Nil	Nil
<b>K. Forfeited shares (amount originally paid-up)</b>		Nil	Nil

 Particulars	Note No.	As on 31st March, 2025	As on 31st March, 2024
<b>Other Equity</b>	<b>14</b>		
Capital Reserve		3,929.45	3,929.45
<b>Total</b>		<b>3,929.45</b>	<b>3,929.45</b>
Capital Grant		-	-
Surplus / (Deficit) in Statement of Profit and Loss			
Opening Balance		(87,535.35)	(86,683.74)
Add: Conversion Impact of Preference share to Equity		-	-
Add: Profit / (Loss) for the Year		(3,382.65)	(851.61)
<b>Closing Balance</b>		<b>(90,918.00)</b>	<b>(87,535.35)</b>
Other Reserve		-	-
<b>Total</b>		<b>(86,988.55)</b>	<b>(83,605.90)</b>
<b>Long-Term Borrowings</b>	<b>16</b>		
<b>Secured Loans (Against Hypothecation of Fixed &amp; Current Assets)</b>			
Bank Term Loan		-	-
Less: Installment payable in 2024-25		-	-
GOB Soft Loan		-	-
Less: Installment payable in 2024-25		-	-
<b>Total (A)</b>		<b>-</b>	<b>-</b>
<b>Un-Secured Loans</b>			
Loans & Advances from Related Parties :			
Working Capital Loan from HPCL		-	-
Less: Installments due within 1 year		-	-
<b>Total (A+B)</b>		<b>-</b>	<b>-</b>
<b>Non Current Financial Liabilities</b>	<b>16A</b>		
Lease Liability for HBL HQO		40.15	-
<b>Total</b>		<b>40.15</b>	<b>-</b>
<b>Long Term Provisions</b>	<b>17</b>		
Provision for Gratuity		-	-
Provision for Leave Encashment		-	-
<b>Total</b>		<b>-</b>	<b>-</b>
<b>Other Non Current Liabilities</b>	<b>18</b>		
Deferred Government Grant (Government Grant received in 2012-13 and 2013-14 for plant and HHT Subsidy received has been treated in accordance with the INDAS 20)		882.96	973.28
Deferred Lease Rental Premium		1,317.21	1,347.97
<b>Total</b>		<b>2,200.17</b>	<b>2,321.25</b>
<b>Short Term Borrowings</b>	<b>19</b>		
<b>Secured Loans</b>			
Cash Credit (Hypothecation of Debtors & Inventory) (Rate of Interest @ 6 month MCLR+0.55% Fixed Spread)		12,197.27	12,182.30
Overdrafts from Banks (Secured by Hypothecation of Stock-in-Trade)		-	-
<b>Un-Secured Loans</b>			
Loans & Advances taken from Related Party HPCL in FY 2021-22		-	-
Current Maturities of Long Term Debt		-	-
-Bank Term Loan		-	-
-HPCL Working Capital Loan 2020-21		-	-
<b>Total</b>		<b>12,197.27</b>	<b>12,182.30</b>
<b>Current Financial Liabilities :</b>			
Lease Liability for HBL HQO(Due in next 12 months)	<b>19A</b>	15.00	4.17
<b>Total</b>		<b>15.00</b>	<b>4.17</b>
<b>Trade Payables</b>	<b>20</b>		
(i) Total Outstanding dues of Micro, Small & Medium Enterprises		40.79	212.26
(ii) Total outstanding dues of creditors other than above Creditors			
Accrued Expense - Payable		782.96	836.93
Payable to Cane Growers		691.60	4,228.26
Payable to Trade Vendors		518.01	494.07
<b>Total</b>		<b>2,033.36</b>	<b>5,771.52</b>
Trade Payables Ageing Schedule :			
Particulars			
(i) Undisputed :			
(a) MSME			
- Unbilled		-	-
- Not Due		-	-
- Less than 1 year		40.79	208.76
- 1 to 2 years		-	2.01
- 2 to 3 years		-	-

- More than 3 years		-	1.49
<b>Sub - Total</b>		<b>40.79</b>	<b>212.26</b>
	<b>Particulars</b>	<b>Note No.</b>	<b>As on 31st March, 2025</b>
			<b>As on 31st March, 2024</b>
(b) Others			
- Unbilled		782.96	836.93
- Not Due		-	-
- Less than 1 year		1,148.92	4,638.38
- 1 to 2 years		11.60	15.88
- 2 to 3 years		4.76	7.76
- More than 3 years		44.33	60.31
<b>Sub - Total</b>		<b>1,992.57</b>	<b>5,559.26</b>
			-
(ii) Disputed :			
(a) MSME			
- Unbilled		-	-
- Not Due		-	-
- Less than 1 year		-	-
- 1 to 2 years		-	-
- 2 to 3 years		-	-
- More than 3 years		-	-
(b) Others			
- Unbilled		-	-
- Not Due		-	-
- Less than 1 year		-	-
- 1 to 2 years		-	-
- 2 to 3 years		-	-
- More than 3 years		-	-
<b>Other Current Financial Liabilities</b>	<b>21</b>		
Deputation Expenses Payable to HPCL		3,762.96	3,186.69
Payable to Contractor/Vendor (Capital Assets)		-	34.88
Retention from Vendors		676.52	198.84
Security Deposit from Contractors		388.00	366.84
Accrued Liability-EPCC Vendor		100.33	218.33
Unclaimed Cheque		10.43	10.43
Payable To Employee		640.93	507.39
<b>Total</b>		<b>5,579.17</b>	<b>4,523.40</b>
<b>Other Current Liabilities</b>	<b>22</b>		
WCT Payable		68.72	10.44
TDS Payable		35.36	25.90
SGST Payable		136.90	75.99
CGST/IGST Payable		207.39	128.27
PF Contribution Employee		24.97	37.64
Deferred Lease Rental Premium Current		30.75	30.75
Advance From Customers		567.16	4,246.95
Deferred government grant		90.32	90.32
<b>Total</b>		<b>1,161.57</b>	<b>4,646.26</b>
<b>Short-Term Provisions</b>	<b>23</b>		
Provision for Other Employee Benefits		923.41	757.29
<b>Total</b>		<b>923.41</b>	<b>757.29</b>
<b>Revenue from Operations</b>	<b>24</b>		
<b>Gross Sales</b>			
Sale of Products		43,678.69	38,591.34
Other Operating Income		12.49	15.76
Recovery under Subsidy Schemes		-	-
<b>Total</b>		<b>43,691.18</b>	<b>38,607.10</b>
<b>Other Income</b>	<b>25</b>		
Rent Recoveries		53.03	66.55
Interest (Gross) On Others		314.25	114.25
Miscellaneous Income		198.02	209.38
<b>Total</b>		<b>565.30</b>	<b>390.18</b>
<b>Cost of Materials Consumed</b>	<b>26</b>		
Cane Purchase		26,428.39	28,284.25
Cane Transportation		197.27	253.14
ZDC Commission		52.86	56.77
Cane-Other Procurement Cost		115.07	143.40
<b>Total</b>		<b>26,793.59</b>	<b>28,737.56</b>
<b>Power &amp; Fuels</b>	<b>27</b>		
Baggasse Cost ,Fuels & Handling		67.96	94.5

Rice Husk & Firewood		13.44	0.48
Power Import		2,024.78	1,068.72
<b>Total</b>		<b>2,106.18</b>	<b>1,163.74</b>
	<b>Particulars</b>	<b>Note No.</b>	<b>As on 31st March, 2025</b>
			<b>As on 31st March, 2024</b>
<b>Changes in Inventories of Finished Goods Work-in-Progress &amp; Stock in Trade</b>	<b>28</b>		
<b>Inventories at the end of the period (as per books)</b>			
Work in Progress		152.88	396.96
Finished Products		16,684.65	23,331.96
Bio Compost		29.29	52.61
<b>Total A</b>		<b>16,866.82</b>	<b>23,781.53</b>
<b>Inventories at the beginning of the period</b>			
Work in Progress		396.96	1,250.00
Finished Products		23,331.96	20,823.09
Bio Compost		52.61	60.32
Bagasse		-	20.79
<b>Total B</b>		<b>23,781.53</b>	<b>22,154.20</b>
<b>Total (B-A)</b>		<b>6,914.71</b>	<b>(1,627.33)</b>
<b>Employee Benefits Expense</b>	<b>29</b>		
Salaries, Wages, Bonus, etc.		2,663.29	2,321.63
Employees Allowances & Other Benefits		804.90	846.77
Employees Recruitment & Training		2.89	2.82
Contribution to Provident Fund		229.27	229.15
Gratuity & Leave Encashment		128.58	113.88
Employee Welfare Expenses		11.51	16.18
<b>Total</b>		<b>3,840.44</b>	<b>3,530.43</b>
<b>Finance Costs</b>	<b>30</b>		
<b>Interest Expense on Instruments Carried at Amortised Cost</b>			
-On Cash Credit and Ethanol Advance		952.84	841.41
-On Bridge Loan		-	-
-On Lease Liability		3.43	1.22
<b>Total</b>		<b>956.27</b>	<b>842.63</b>
<b>Other Expenses</b>	<b>31</b>		
Ethanol Transportation		301.32	351.96
Repairs & Maintenance - Buildings		66.64	39.87
Repairs & Maintenance - Plant & Machinery		1,177.57	1,046.07
Repairs & Maintenance - Other Assets		13.58	29.98
Insurance		176.61	183.24
Rates & Taxes		48.40	90.72
Travelling & Conveyance		67.16	76.40
Contract Labour		47.14	53.29
Printing & Stationery		15.35	11.58
Electricity & Water		103.46	30.75
Cane Development Expense		(12.68)	(20.38)
Other Supplies		-	0.09
Telephone & Fax		7.57	11.11
Postage & Telegram		1.59	2.34
Loss on Disposal of Fixed Assets		(6.63)	520.74
Provision for Doubtful Other Account Receivable		(1.34)	(0.17)
Other Manufacturing Expenses		57.87	50.31
Security Charges		318.61	303.36
Advertisement & Publicity		-	1.55
Sundry Expenses & Charges (Not otherwise classified)		257.38	212.65
Consultancy & Technical Services		32.05	36.97
<b>Auditor Expenses</b>			
-Statutory Audit Fees		1.50	1.50
-Other Services		-	-
-Other Expenses		0.07	0.30
<b>Exchange Rate Variation (Net)</b>		-	-
<b>Total</b>		<b>2,673.22</b>	<b>3,034.23</b>
<b>Provision for Gain/(Loss) on Inventory Variation</b>	<b>32</b>		
Provision on Inventory Variation		-	-
<b>Total</b>		-	-

**NOTE 3 - Property Plant & Equipment**

Amount in ₹ Lakhs

Gross Value	Tangible Assets						Tangible Assets	Intangible Assets	Total
	Leasehold-Right to Use Assets	Freehold Land	Plant & Equipment	Furniture & Fixtures	Computers & Printers	Building	Total (₹)	Computer Software	
<b>01.04.2024</b>	7,530.91	20.36	52,017.00	88.36	102.85	5,622.35	65,381.83	34.13	65,415.96
Additions/Reclassifications	60.22	-	1,794.77	7.69	23.55	-	1,886.23	1.32	1,887.55
Deductions/Reclassifications	-	-	(53.59)	-	-	-	(53.59)	-	(53.59)
Amount of change due to revaluation	-	-	-	-	-	-	-	-	-
<b>As on 31.03.2025</b>	<b>7,591.13</b>	<b>20.36</b>	<b>53,758.18</b>	<b>96.05</b>	<b>126.40</b>	<b>5,622.35</b>	<b>67,214.47</b>	<b>35.45</b>	<b>67,249.92</b>
<b>Depreciation</b>									
<b>As on 01.04.2024</b>	786.98	-	21,820.12	77.39	56.20	1,509.73	24,250.42	31.19	24,281.61
Charge for the Year	160.65	-	2,521.01	2.43	16.32	166.16	2,866.57	0.18	2,866.75
Deductions/Reclassifications	-	-	(25.34)	-	-	-	(25.34)	-	(25.34)
<b>As on 31.03.2025</b>	<b>947.63</b>	<b>-</b>	<b>24,315.79</b>	<b>79.82</b>	<b>72.52</b>	<b>1,675.89</b>	<b>27,091.65</b>	<b>31.37</b>	<b>27,123.02</b>
<b>Impairment Loss</b>									
<b>01.04.2024</b>	-	-	-	-	-	-	-	-	-
Charge for the Year	-	-	-	-	-	-	-	-	-
<b>As on 31.03.2025</b>	<b>-</b>	<b>-</b>	<b>-</b>	<b>-</b>	<b>-</b>	<b>-</b>	<b>-</b>	<b>-</b>	<b>-</b>
<b>Net Block (Gross Value-Depreciation-Impairment Loss)</b>									
<b>As on 01.04.2024</b>	<b>6,743.93</b>	<b>20.36</b>	<b>30,196.88</b>	<b>10.97</b>	<b>46.65</b>	<b>4,112.62</b>	<b>41,131.41</b>	<b>2.94</b>	<b>41,134.35</b>
<b>As on 31.03.2025</b>	<b>6,643.50</b>	<b>20.36</b>	<b>29,442.39</b>	<b>16.23</b>	<b>53.88</b>	<b>3,946.46</b>	<b>40,122.82</b>	<b>4.08</b>	<b>40,126.90</b>

(Rounding off errors have been adjusted)

## NOTE 4 - Property Plant &amp; Equipment

(Amount in ₹)

Gross Value	Tangible Assets						Tangible Assets	Intangible Assets	Total
	Leasehold-Right to Use Assets	Freehold Land	Plant & Equipment	Furniture & Fixtures	Computers & Printers	Building	Total (Rs.)	Computer Software	
<b>01.04.2024</b>	<b>753,091,339</b>	2,036,219	5,201,705,860	8,835,655	10,284,960	562,234,329	6,538,188,361	3,412,697	6,541,601,058
Additions/Reclassifications	6,022,288.42	-	179,476,630	769,203	2,354,593	-	188,622,713	131,500	188,754,213
Deductions/Reclassifications			(5,359,158)	-	-	-	(5,359,158)		(5,359,158)
Amount of change due to revaluation									
<b>As on 31.03.2025</b>	<b>759,113,628</b>	<b>2,036,219</b>	<b>5,375,823,332</b>	<b>9,604,857</b>	<b>12,639,552</b>	<b>562,234,329</b>	<b>6,721,451,917</b>	<b>3,544,197</b>	<b>6,724,996,114</b>
<b>Depreciation</b>									
<b>As on 01.04.2024</b>	78,697,220	-	2,182,011,763	7,738,296	5,619,021	150,971,832	2,425,038,132	3,119,436	2,428,157,568
Charge for the Year	16,065,128	-	252101102.60	243344.42	1632185.00	16623135.00	286,664,895	18,482	286,683,377
Deductions/Reclassifications	-	-	(2534417.00)	-	-	-	(2,534,417)	-	(2,534,417)
<b>As on 31.03.2025</b>	<b>94,762,348</b>	<b>-</b>	<b>2,431,578,449</b>	<b>7,981,640</b>	<b>7,251,206</b>	<b>167,594,967</b>	<b>2,709,168,610</b>	<b>3,137,918</b>	<b>2,712,306,528</b>
<b>Impairment Loss</b>									
<b>01.04.2024</b>		-	-	-	-	-	-	-	-
Charge for the Year		-	-	-	-	-	-	-	-
<b>As on 31.03.2025</b>		-	-	-	-	-	-	-	-
<b>Net Block (Gross Value-Depreciation-Impairment Loss)</b>									
<b>As on 01.04.2024</b>	<b>674,394,119</b>	<b>2,036,219</b>	<b>3,019,694,097</b>	<b>1,097,359</b>	<b>4,665,939</b>	<b>411,262,497</b>	<b>4,113,150,233</b>	<b>293,261</b>	<b>4,113,443,490</b>
<b>As on 31.03.2025</b>	<b>664,351,280</b>	<b>2,036,219</b>	<b>2,944,244,883</b>	<b>1,623,217</b>	<b>5,388,346</b>	<b>394,639,362</b>	<b>4,012,283,310</b>	<b>406,279</b>	<b>4,012,689,585</b>

**HPCL Biofuels Limited**  
**Note No. 15- Statement of changes in equity**  
**Amount in ₹ Lakhs**

**A. Equity Share Capital**

Balance as on 1st April 2024	Changes in Equity Share Capital due to Prior Period Error	Restated balance at the beginning of the Current Period	Changes in Equity during the Current Period	Balance as on 31st March, 2025
125,124.24	0	125,124.24	7,440.91	132,565.15

**Equity Share Capital - Previous Reporting Period**

Balance as on 1st April 2023	Changes in Equity Share Capital due to Prior Period Error	Restated balance at the beginning of the Current Period	Changes in Equity during the Current Period	Balance at 31st March, 2024
121462.24	-	121,462.24	3,662.00	125,124.24

**B. Other Equity**

	Share application money pending allotment	Equity component of compound financial instruments	Reserves & Surplus					Debt instruments through OCI	Equity instruments through OCI	Effective portion of cash flow hedges	Revaluation surplus	Exchange differences on translating the financial statements of a foreign operation	Other items of OCI (specify nature)	Money received against share warrants	Total
			General Reserve	Securities Premium	Capital Reserve	FCMITDA	Retained Earnings								
Balance at 1 April 2024					3,929.45	-	(87,535.35)								(83,605.90)
Changes in accounting policy or prior period errors					-	-	-								-
Balance as at 1 April 2024	-	-	-	-	3,929.45	-	(87,535.35)	-	-	-	-	-	-	-	(83,605.90)
Profit for the Year					-	-	(3,340.91)								(3,340.91)
Other comprehensive income for the Year					-	-	(41.74)								(41.74)
Dividends					-	-	-								-
Transfer to retained earnings					-	-	-								-
Any other change (to be specified)					-	-	-								-
Balance at 31st March, 2025	-	-	-	-	3,929.45	-	(90,918.00)	-	-	-	-	-	-	-	(86,988.55)

**B. Other Equity - Previous Reporting Period (Restated Refer Note No.79)**

	Share application money pending allotment	Equity component of compound financial instruments	Reserves & Surplus					Effective portion of cash flow hedges	Revaluation surplus	Exchange differences on translating the financial statements of a foreign operation	Other items of OCI (specify nature)	Money received against share warrants	Total
			General reserve	Securities premium	Capital Reserve	FCMITDA	Retained earnings						
Balance at 1 April 2023					3,929.45		(86,683.74)						(82,754.29)
Changes in accounting policy or prior period errors							-						-
Balance as at 1 April 2023	-	-	-	-	3,929.45	-	(86,683.74)	-	-	-	-	-	(82,754.29)
Profit/(Loss) for the Year							(800.14)						(800.14)
Other comprehensive income for the Year							(51.47)						(51.47)
Dividends							-						-
Transfer to retained earnings							-						-
Any other change (to be specified)							-						-
Balance at 31st March, 2024	-	-	-	-	3,929.45	-	(87,535.35)	-	-	-	-	-	(83,605.90)

Note: Capital Reserve is created on account of fair valuation of Bridge Loan provided by HPCL and the same is not available for distribution as Dividend.

For L.K. KEJRIWAL & CO.  
Chartered Accountants  
Firm Registration No:001368C

S Bharathan  
Chairman  
DIN-09561481

Goud C Sridhar  
Director  
DIN-08466543

CA Rakesh Sanoaneria  
Partner  
Membership No: 073232

Prakash Kumar  
Chief Finance Officer  
PAN-AEWPK4643K

Sanjay Kumar Barman  
Chief Executive Officer  
PAN- AFEPB4173Q

Heena Shah  
Company Secretary  
ACS-13736

Place : Patna  
Date : 30.04.2025

**HPCL BIOFUELS LIMITED**

CIN: U24290BR2009GOI014927

Cash Flow Statement For The Financial Year Ended 31st March, 2025

Amount in ₹ Lakhs

Particulars	Year Ended 31st March 2025	Year Ended 31st March 2024
	(Audited)	(Audited)
<b>A. Cash Flow From Operating Activities</b>		
Net Profit/(Loss) Before Tax	(3,340.91)	(800.14)
<b>Adjustments to Reconcile Profit Before tax to net cash used in operating activities:</b>		
Depreciation of Property, Plant and Equipment	2,706.10	2,692.58
(Gain)/loss on sale/disposal of property, plant and equipment	(6.63)	520.74
Amortisation of Capital Grant	(90.32)	(90.33)
Amortisation of Lease Premium	160.65	158.10
Deferred Lease Rental Income	(30.75)	(30.75)
Finance Costs	956.27	842.63
Provision for Doubtful Debts & Receivables	(1.34)	(0.17)
<b>Operating Profit before Changes in Assets &amp; Liabilities (Sub Total - (i))</b>	<b>353.07</b>	<b>3,292.66</b>
<b>(Increase) / Decrease in Assets and Liabilities :</b>		
Trade Receivables	22.87	149.75
Loans and Advances and Other Assets	(341.33)	(2,673.63)
Inventories	6,685.25	(1,794.58)
Liabilities and Other Payables	(5,956.85)	109.32
<b>Sub Total - (ii)</b>	<b>409.94</b>	<b>(4,209.14)</b>
<b>Cash Generated from Operations (i) + (ii)</b>	<b>763.01</b>	<b>(916.48)</b>
Less : Direct Taxes / refund / (paid) - Net	-	-
<b>Net Cash from Operating Activities (A)</b>	<b>763.01</b>	<b>(916.48)</b>
<b>B. Cash Flow From Investing Activities</b>		
Purchase of Property, Plant & Equipment (incl. Capital Work in Progress)	(6,789.02)	(1,804.57)
Sale of Property, Plant & Equipment	-	-
Other Non- Current Financial Assets	-	-
Other Non- Current Assets	-	-
<b>Net Cash Flow generated from / (used in) Investing Activities (B)</b>	<b>(6,789.02)</b>	<b>(1,804.57)</b>
<b>C. Cash Flow From Financing Activities</b>		
Long term Provisions	-	-
Long term Loans raised/(repaid)	-	-
Fresh Equity Infusion during the period	7,440.91	3,662.00
Short term Loans raised / (repaid)	14.97	739.60
Finance Cost paid	(956.27)	(842.63)
<b>Net Cash Flow generated from / (used in) Financing Activities (C)</b>	<b>6,499.61</b>	<b>3,558.97</b>
<b>Net Increase / (Decrease) in Cash and Cash Equivalents (A + B + C)</b>	<b>473.60</b>	<b>837.92</b>
<b>Cash and cash equivalents at the beginning of the year</b>	<b>869.40</b>	<b>31.48</b>
<b>Cash and cash equivalents at the end of the year</b>	<b>1,343.00</b>	<b>869.40</b>
<b>Details of cash and cash equivalents at the end of the year:</b>		
<b>Cash and cash equivalents as on</b>	<b>31-Mar-25</b>	<b>31-Mar-24</b>
Balances with Banks:		
- on current accounts and other bank balances	1,343.00	869.40
- on non-operative current accounts	-	-
Cash on hand	-	-
<b>Less : Cash Credits</b>	<b>-</b>	<b>-</b>
<b>Cash and cash equivalents at the end of the year</b>	<b>1,343.00</b>	<b>869.40</b>

As per our report of even date attached  
For L.K. KEJRIWAL & CO.  
Chartered Accountants  
Firm Registration No:001368C

For and on behalf of the Board

CA Rakesh Sangneria  
Partner  
Membership No: 073232

S Bharathan  
Chairman  
DIN-09561481

Goud C Sridhar  
Director  
DIN-08466543

Place :Patna  
Date :30.04.2025

Prakash Kumar  
Chief Finance Officer  
PAN-AEWPK4643K

Sanjay Kumar Barman  
Chief Executive Officer  
PAN- AFEPB4173Q

Heena Shah  
Company Secretary  
ACS-13736